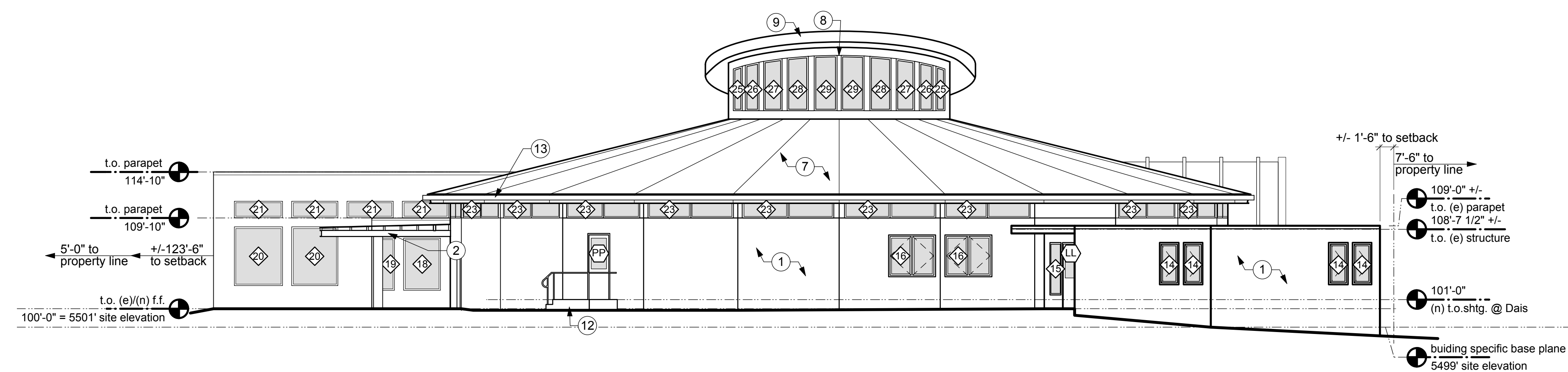


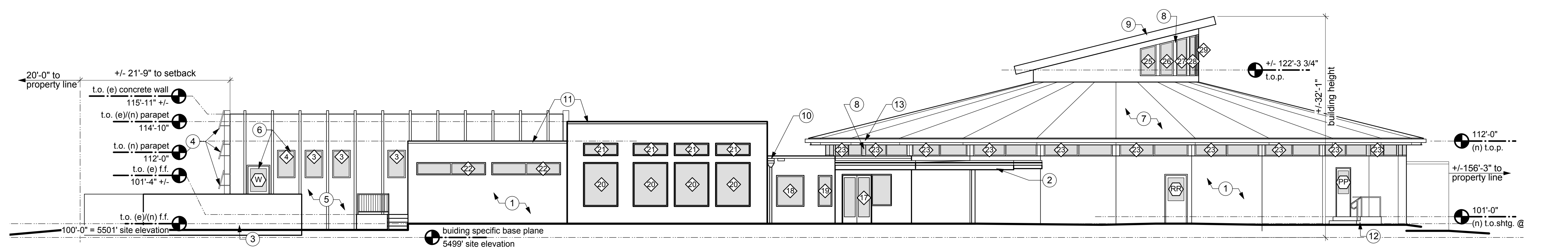
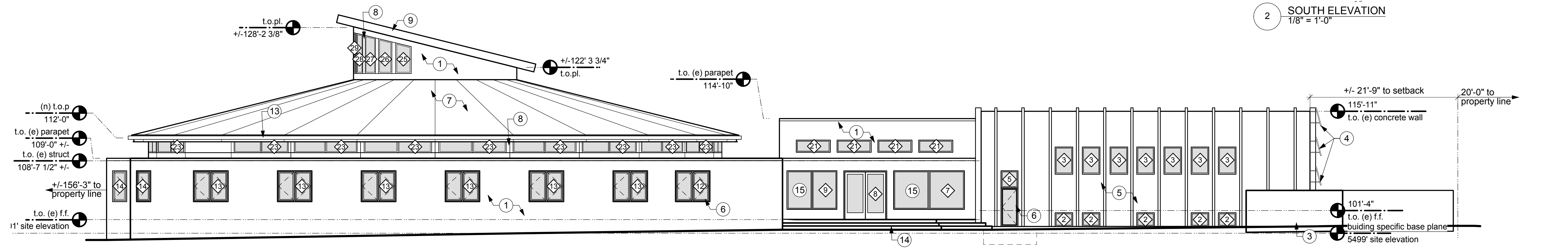
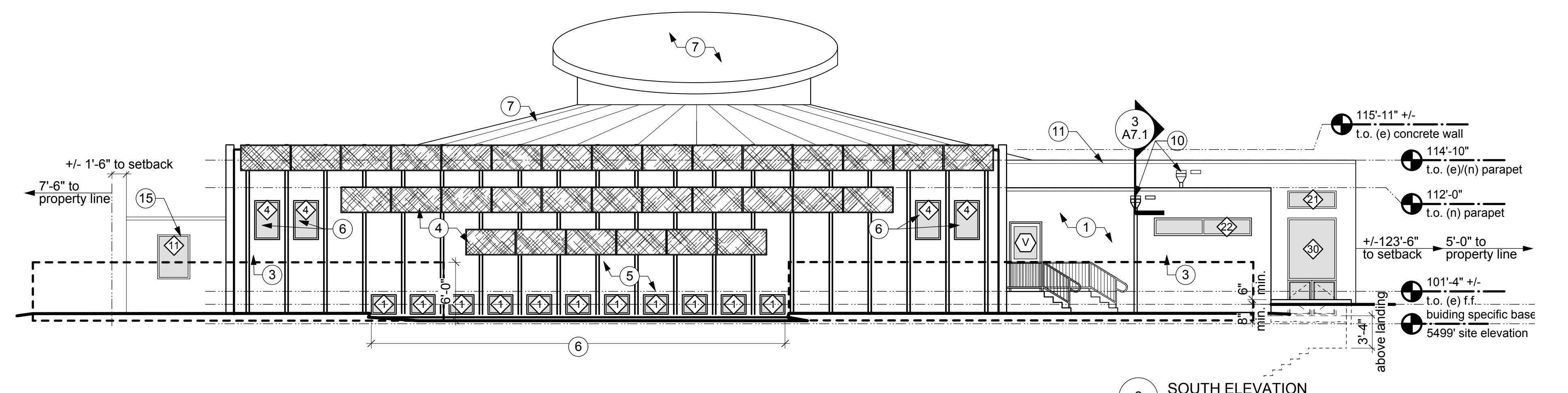
FILE:
 NOTICE: DUTY OF COOPERATION
 Release of these plans contemplates further cooperation among the owner, his or her contractor, and the architect. Design and construction are complex. Although the architect and his/her consultants have performed their services with due care and diligence, they cannot guarantee perfection. Communication is imperfect and every contingency cannot be anticipated. Any ambiguity or discrepancy discovered by the use of these plans shall be reported immediately to the architect. Failure to notify the architect compounds misunderstanding and increases construction costs. A failure to cooperate by a simple notice to the architect shall relieve the architect from responsibility for all consequences. Changes made from the plans without consent of the architect are unauthorized and shall relieve the architect from all consequences arising out of such changes.

Permit Set
 Date: 8.2.2016
 Revisions:




EXTERIOR ELEVATION NOTES

1. Three-coat stucco system, see details.
2. (N) steel and wood entry canopy w/ translucent polycarbonate covering, s.s.d.
3. (N) living wall/ fence: 6' tall from low point of grade. 4"x4" welded wire mesh with 2x4 and 2x2 cedar top and bottom rails connected with angles to 4x4 cedar posts set in concrete. Space posts 6'-4" on center.
4. PV array: wall mounted - under future permit.
5. Paint (e) wall.
6. Demo (e) wall to extents required for (n) windows; see plans and schedules.
7. (N) roof: asphalt composition shingles, over high-quality underlayment, see specifications.
8. Break metal to match window, typ.
9. Fascia: see details.
10. (N) scupper and overflow, collection box, and downspout.
11. Metal coping, pre-finished, match (e), see details.
12. (N) concrete stair and landing w/ painted metal handrail/guardrail; see A3.0.
13. Continuous gutter draining to rain chain or (e) roof below, typ. at (n) Sanctuary roof.
14. (E) wood stairs and deck to remain.
15. Remove (e) window/door assembly and replace w/ (n) window/door assembly of different size, modify (e) wall as required; see plans and schedules.



First Universalist Church of Denver
Addition and Renovation
 4101 East Hampden Avenue Denver, CO 80222

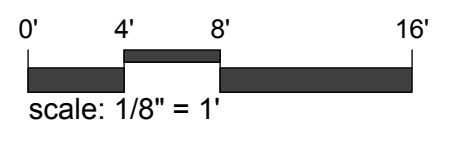


BARRETT STUDIO architects
 Architecture Community/Urban Design Interiors
 1944 20th Street Boulder, Colorado 80302 phone 303.449.1141 fax 303.449.9320 email bsa@barrettstudio.com web www.barrettstudio.com

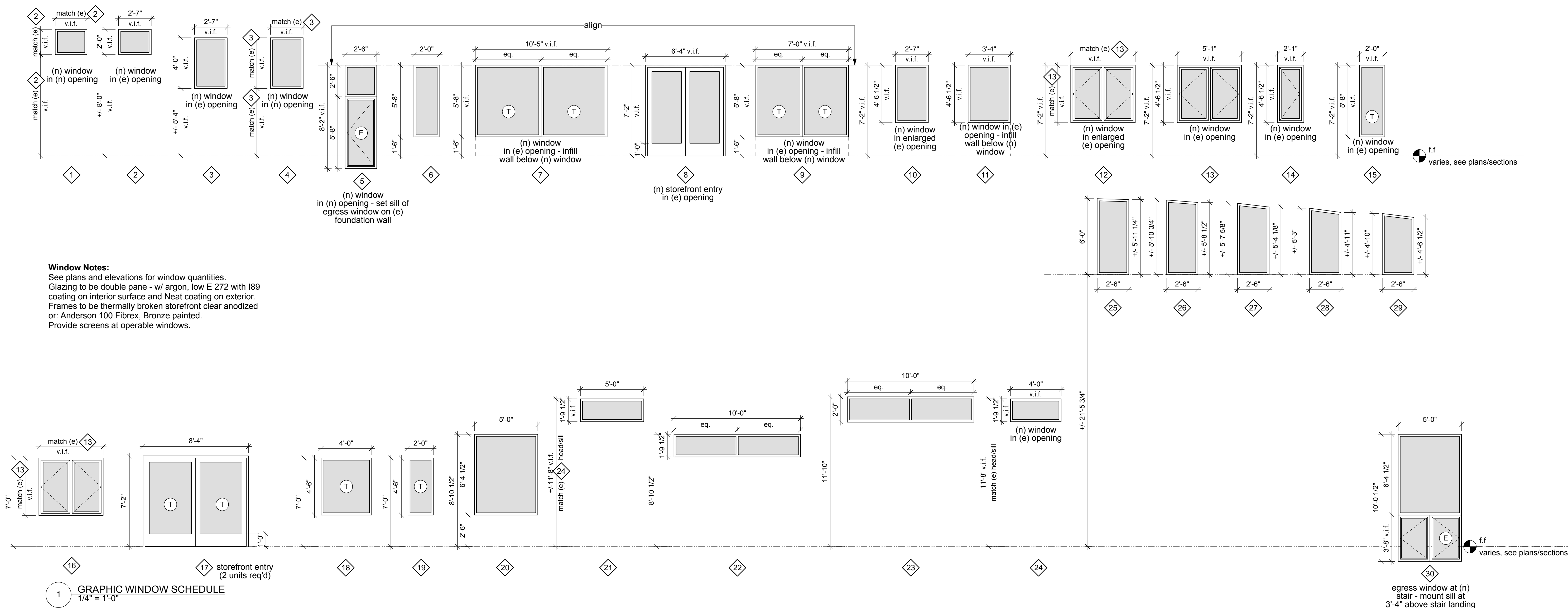
EXTERIOR ELEVATIONS

Drawing Number:

A4.0



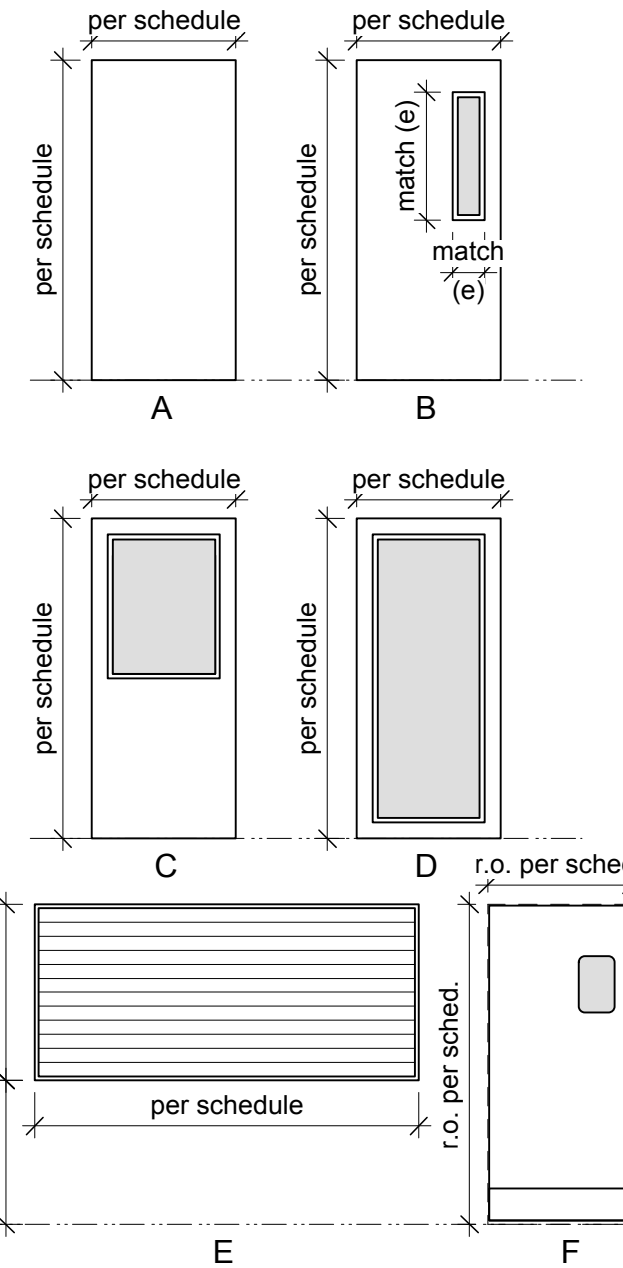
Sheet: 1 of: ©Copyright 2016 Barrett Studio Architects



ROOM NUMBER	ROOM NAME	FLOOR	WALLS	BASE	CEILING	REMARKS
001	Colvin Commons	CPT-#	GB - PT-#	B-#	GB - PT-#	-
002	Elevator Room	Conc.	GB - PT-#	B-#	Exp. St. - PT-#	-
003	Janitor	Conc.	GB - PT-#	B-#	Exp. St. - PT-#	-
004	Corridor	CPT-#	GB - PT-#	B-#	GB - PT-#	-
005	Storage	Conc.	GB - PT-#	B-#	Exp. St. - PT-#	-
006	Art Classroom	Conc.	GB - PT-#	B-#	GB - PT-#	-
007	GN Bath/Shower	EP-#	CT-#	EP-#	Exp. St. - PT-#	Epoxy cove base, monolithic w/ floor. Provide 2-layers semi-gloss on gyp. board surfaces.
008	Men	EP-#	CT-#	EP-#	Exp. St. - PT-#	Epoxy cove base, monolithic w/ floor. Provide 2-layers semi-gloss on gyp. board surfaces.
009	Mechanical/Electrical	Conc. Ex.	Ex. - PT-#	Ex.	Exp. St.	-
010	Women	EP-#	CT-#	EP-#	Exp. St. - PT-#	Epoxy cove base, monolithic w/ floor. Provide 2-layers semi-gloss on gyp. board surfaces.
011	Classroom	CPT-#	GB Ex. - PT-#	B-#	Exp. St. - PT-#	-
012	Classroom	CPT-#	GB Ex. - PT-#	B-#	Exp. St. - PT-#	-
013	Classroom	CPT-#	GB Ex. - PT-#	B-#	Exp. St. - PT-#	-
014	Mechanical	Conc. Ex.	Ex. - PT-#	Ex.	Exp. St.	-
015	Classroom	CPT-#	GB Ex. - PT-#	B-#	Exp. St. - PT-#	-
016	Education Center	CPT-#	GB - PT-#	B-#	Exp. St. - PT-#	Acoustical paneling at performance and walls.
017	Classroom	CPT-#	GB/GB Ex. - PT-#	B-#	ACT-#	-
018	Classroom	CPT-#	GB/GB Ex. - PT-#	B-#	ACT-#	-
019	Classroom	CPT-#	GB/GB Ex. - PT-#	B-#	ACT-#	-
020	Elevator Vestibule	Conc. Ex.	GB/GB Ex. - PT-#	B-#	GB - PT-#	-
021	Storage	Conc. Ex.	GB/GB Ex. - PT-#	B-#	Exp. St. - PT-#	-
022	Mechanical	Conc.	Ex. - PT-#	B-#	Exp. St.	-
023	Archive	Conc.	GB/GB Ex. - PT-#	B-#	Exp. St.	-
024	Storage	Conc. Ex.	Ex. - PT-#	Ex.	Exp. St.	-
025	Mechanical	Conc. Ex.	Ex. - PT-#	Ex.	Exp. St.	-
101	Sanctuary	CPT-#	GB - PT-#	B-#	WD	See details for wood ceiling treatment.
102	Entry Vestibule	CPT-W	GB - PT-#	B-#	GB - PT-#	Walk-off tile, t.b.d.
103	Library	CPT-#	GB - PT-#	B-#	GB - PT-#	-
104	Lounge	CPT-#	GB - PT-#	B-#	GB - PT-#	-
105	Janitor	Conc.	GB - PT-#	B-#	GB - PT-#	-
106	Women's Restroom	EP-#	CT-#	EP-#	GB - PT-#	Epoxy cove base, monolithic w/ floor. Provide 2-layers semi-gloss on gyp. board surfaces.
107	Cloakroom	CPT-#	GB - PT-#	B-#	GB - PT-#	-
108	Unisex Restroom	EP-#	CT-#	EP-#	GB - PT-#	Epoxy cove base, monolithic w/ floor. Provide 2-layers semi-gloss on gyp. board surfaces.
109	Men's Restroom	EP-#	CT-#	EP-#	GB - PT-#	Epoxy cove base, monolithic w/ floor. Provide 2-layers semi-gloss on gyp. board surfaces.
110	Kitchen Storage	EP-#	GB/GB Ex. - PT-#	B-#	GB - PT-#	Epoxy cove base, monolithic w/ floor. Provide 2-layers semi-gloss on gyp. board surfaces.
111	Toddler Bathroom	EP-#	CT-#	EP-#	GB - PT-#	Epoxy cove base, monolithic w/ floor. Provide 2-layers semi-gloss on gyp. board surfaces.
112	Nursery/Toddler	CPT-#	GB/GB Ex. - PT-#	B-#	GB - PT-#	Epoxy cove base, monolithic w/ floor. Provide 2-layers semi-gloss on gyp. board surfaces.
113	Kitchen	EP-#	GB - PT-#/FRP	EP-#	GB - PT-#	FRP to 8'-0" a.f.f. w/painted gypsum wall board above. Existing wood ceiling panels to be resued.
114	Flex Gathering	?	GB Ex. - PT-#	B-#	WD Ex.	-
115	Friendship Hall	CPT-#	GB Ex. - PT-#	B-#	GB Ex. - PT-#	-
116	Civ Area	CPT-#	GB/GB Ex. - PT-#	B-#	GB Ex. - PT-#	-
117	Conference/Meditation	CPT-#	GB Ex. - PT-#	B-#	GB Ex. - PT-#	-
118	Open Office	CPT-#	GB Ex. - PT-#	B-#	GB Ex. - PT-#	-
119	Unisex Bathroom	EP-#	CT-#	EP-#	GB Ex. - PT-#	Epoxy cove base, monolithic w/ floor. Provide 2-layers semi-gloss on gyp. board surfaces.
120	Work Alcove	CPT-#	GB/GB Ex. - PT-#	B-#	GB Ex. - PT-#	-
121	Office	CPT-#	GB Ex. - PT-#	B-#	GB Ex. - PT-#	-
122	Office	CPT-#	GB Ex. - PT-#	B-#	GB Ex. - PT-#	-
123	Vestibule	CPT-W	GB/GB Ex. - PT-#	B-#	GB Ex. - PT-#	Walk-off tile, t.b.d.
124	Office	CPT-#	GB - PT-#	B-#	GB - PT-#	-
125	Music Storage	CPT-#	GB - PT-#	B-#	GB - PT-#	-
126	Dais	CPT-#	GB - PT-#	B-#	WD	See details for wood ceiling treatment.
ST-1	Stair (west)	HWD	GB - PT-#	B-#	GB - PT-#	-
ST-2	Stair (east)	Ex.	GB Ex. - PT-#	Ex.	GB Ex. - PT-#	-
ST-3	Stair (north)	HWD	GB - PT-#	B-#	GB - PT-#	-

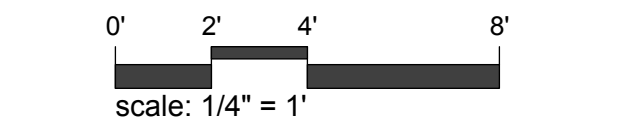
Note: Unassigned closets and similar spaces shall receive the same finishes as the room they are in/off of, u.n.o.
 Cut, patch, and repair existing surfaces to remain, as required. Match existing finishes in room/adjacent area.

DOOR PANEL ELEVATIONS



FINISH LEGEND

- ACT-# Acoustic Ceiling Tile -
- B-# Wall Base -
- Conc. Concrete
- Conc. Ex. Existing Concrete
- CPT-# Carpet -
- CPT-W Carpet - Walk-off tile
- CT-# Ceramic Tile -
- EP-# Epoxy Flooring -
- Exp. St. Exposed Structure
- FRP Fiber Reinforced Panel -
- GB Gypsum Board
- GB Ex. Existing Gypsum Board
- HWD Hardwood Tread -
- PT-# Paint -
- WD Wood Ceiling -
- WD Ex. Existing Wood Ceiling
- WDP Ex. Existing Wood Wall Panel



INTERIOR DOOR SCHEDULE - U.N.O.


MARK	LOCATION	TYPE	PANEL ELEV.	FRAME ELEV.	SIZE (WxH)	WIDTH	JAMB	REMARKS
A	Colvin Commons	swing (bi-part)	C	-	6'-0" (2@3'-0" ea.) x 6'-8"	1 1/2"	-	-
B	Elevator Room	swing	A	-	3'-0" x 6'-8"	1 1/2"	-	-
C	Colvin Commons	swing (bi-part)	A	-	6'-0" (2@3'-0" ea.) x 6'-8"	1 1/2"	-	-
D	Colvin Commons	swing (bi-part)	A	-	6'-0" (2@3'-0" ea.) x 6'-8"	1 1/2"	-	-
E	Archive	swing	A	-	3'-0" x 6'-8"	1 1/2"	-	-
F	Mechanical - 022	swing	A	-	3'-0" x 6'-8"	1 1/2"	-	-
G	Storage - 021	swing	A	-	3'-0" x 6'-8"	1 1/2"	-	-
H	Classroom - 019	swing	A	-	3'-0" x 6'-8"	1 1/2"	-	-
I	Classroom - 019	swing	A	-	3'-0" x 6'-8"	1 1/2"	-	-
J	Classroom - 018	swing	A	-	3'-0" x 6'-8"	1 1/2"	-	-
K	Classroom - 018	swing	A	-	3'-0" x 6'-8"	1 1/2"	-	-
L	Classroom - 017	swing	A	-	3'-0" x 6'-8"	1 1/2"	-	-
M	Classroom - 017	swing	A	-	3'-0" x 6'-8"	1 1/2"	-	-
N	GN Bath/Shower	swing	A	-	3'-0" x 6'-8"	1 1/2"	-	-
O	Janitor - 003	swing	A	-	3'-0" x 6'-8"	1 1/2"	-	-
P	Art Classroom	swing	C	-	3'-0" x 6'-8"	1 1/2"	-	-
Q	Storage - 005	swing	A	-	3'-0" x 6'-8"	1 1/2"	-	-
R	Janitor - 105	swing	A	-	2'-6" x 6'-8"	1 1/2"	-	-
S	Women's Restroom	swing	A	-	3'-0" x 6'-8"	1 1/2"	-	-
T	Men's Restroom	swing	A	-	3'-0" x 6'-8"	1 1/2"	-	-
U	Unisex Restroom - 108	swing	A	-	3'-0" x 6'-8"	1 1/2"	-	-
V	Kitchen Storage	swing	C	-	3'-0" x 6'-8"	1 3/4"	-	Insulated steel entry door in HM frame: provide full head, jamb, and sill weather-stripping.
W	Nursery/Toddler	swing	C	-	3'-0" x 6'-8"	1 3/4"	-	Insulated steel entry door in HM frame: provide full head, jamb, and sill weather-stripping.
X	Toddler Bathroom	swing	-	-	existing - v.i.f.	-	-	Reuse (e) salvaged Toddler Restroom door. See demo plans.
Y	Nursery/Toddler	swing (bi-part)	B	-	6'-0" (2@3'-0" ea.) x 6'-8"	1 1/2"	-	-
Z	Flex Gathering	swing (bi-part)	A	-	6'-0" (2@3'-0" ea.) x 6'-8"	1 1/2"	-	-
AA	Flex Gathering	swing (bi-part)	A	-	6'-0" (2@3'-0" ea.) x 6'-8"	1 1/2"	-	-
BB	Kitchen	swing (double-acting)	F	-	3'-0" x 6'-8" r.o.	-	-	Bi-part, double-acting traffic door, model TBD.
CC	Kitchen	counter door	E	-	10'-0" x 3'-8"	-	-	Counter door: model TBD
DD	Kitchen	swing (double-acting)	E	-	3'-0" x 6'-8" r.o.	-	-	Bi-part, double-acting traffic door, model TBD.
EE	Flex Gathering	swing	C	-	3'-0" x 6'-8"	1 1/2"	-	-
FF	Flex Gathering	swing	A	-	3'-0" x 6'-8"	1 1/2"	-	-
GG	Flex Gathering	swing	A	-	2'-6" x 6'-8"	1 1/2"	-	-
HH	Sanctuary	swing (bi-part)	D	-	6'-0" (2@3'-0" ea.) x 6'-8"	1 1/2"	-	-
II	Sanctuary	swing (bi-part)	D	-	6'-0" (2@3'-0" ea.) x 6'-8"	1 1/2"	-	-
JJ	Sanctuary	swing	C	-	3'-0" x 6'-8"	1 1/2"	-	-
KK	Unisex Bathroom - 119	swing	A	-	3'-0" x 6'-8"	1 1/2"	-	-
LL	Vestibule - 123	swing	C	-	3'-0" x 6'-8" v.i.f. - (e) opening	1 3/4"	-	Insulated steel entry door in HM frame: provide full head, jamb, and sill weather-stripping.
MM	Dais	swing	A	-	3'-0" x 6'-8"	1 1/2"	-	-
NN	not used	-	-	-	-	-	-	-
OO	Music Storage	swing	A	-	3'-0" x 6'-8"	1 1/2"	-	-
PP	Music Storage	swing	C	-	3'-0" x 6'-8"	1 3/4"	-	Insulated steel entry door in HM frame: provide full head, jamb, and sill weather-stripping.
QQ	Music Storage	swing	A	-	3'-0" x 6'-8"	1 1/2"	-	-
RR	Sanctuary	swing	C	-	3'-0" x 6'-8"	1 3/4"	-	Insulated steel entry door in HM frame: provide full head, jamb, and sill weather-stripping.
SS	Flex Gathering	overhead ceiling	-	-	18'-6" x +/-9'-10" (v.i.f.)	-	-	Overhead ceiling door, similar to Overhead Door Co. model 610.
TT	Classroom - 015	swing	A	-	3'-0" x 6'-8"	1 1/2"	-	-
UU	Classroom - 015	swing	A	-	3'-0" x 6'-8"	1 1/2"	-	-
VV	Classroom - 013	swing	A	-	3'-0" x 6'-8"	1 1/2"	-	-
WW	Classroom - 012	swing	A	-	3'-0" x 6'-8"	1 1/2"	-	-
XX	Classroom - 012	swing	A	-	3'-0" x 6'-8"	1 1/2"	-	-
YY	Classroom - 011	swing	A	-	3'-0" x 6'-8"	1 1/2"	-	-
ZZ	Classroom - 011	swing	A	-	3'-0" x 6'-8"	1 1/2"	-	-

Note: Door R.O.'s assumed 1.5" wider and .75" taller than door panel size.
 Door Hardware Color: Brushed nickel or standard equal. Note: (e) doors to remain to receive (n) hardware.
 Door Hardware - Levers: TBD
 Interior Wood: match (e)
 Note: See plan for door swing/orientation

FILE: NOTICE-DUTY OF COOPERATION
 Release of these plans contemplates further cooperation among the owner, his or her contractor, and the architect. Design and construction are complex. Although the architect and his/her consultants have performed their services with due care and diligence, they cannot guarantee perfection. Communication is important and every contingency cannot be anticipated. Any ambiguity or discrepancy discovered by the use of these plans shall be reported immediately to the architect. Failure to notify the architect constitutes a failure to cooperate by a simple notice to the architect shall relieve the architect from responsibility for all consequences. Changes made from the plans without consent of the architect are unauthorized and shall relieve the architect from all consequences arising out of such changes.

Permit Set
 Date: 8.2.2016
 Revisions:

First Universalist Church of Denver
Addition and Renovation
 4101 East Hampden Avenue Denver, CO 80222



BARRETT STUDIO ARCHITECTS
 1044 20th Street Boulder, Colorado 80302 phone 303-449-1141 fax 303-449-9320
 email bsa@barrettstudio.com web www.barrettstudio.com

SCHEDULES

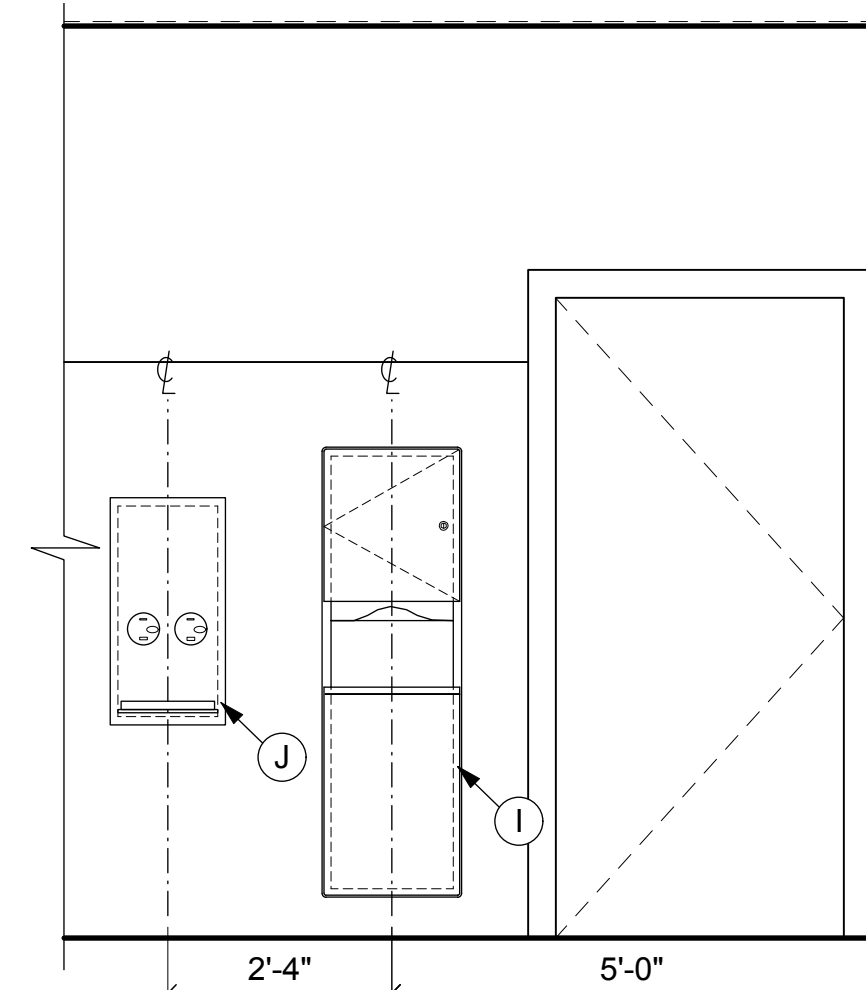
Drawing Number:

A5.0

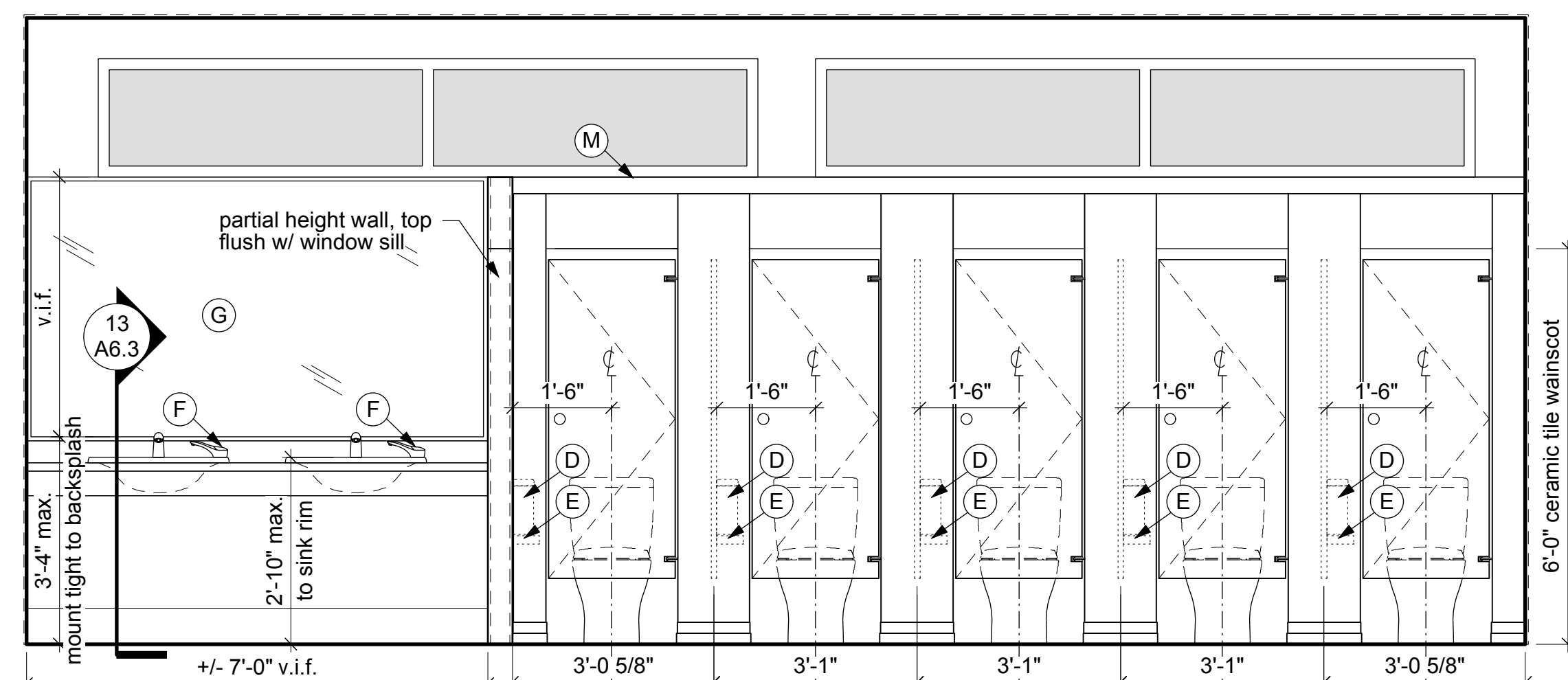
File:
 NOTICE: DUTY OF COOPERATION
 Release of these plans contemplates further cooperation among the owner, his or her contractor, and the architect. Design and construction are complex. Although the architect and his/her consultants have performed their services with due care and diligence, they cannot guarantee perfection. Communication is imperfect and every contingency cannot be anticipated. Any ambiguity or discrepancy discovered by the use of these plans shall be reported immediately to the architect. Failure to notify the architect compounds misunderstanding and increases construction costs. A failure to cooperate by a simple notice to the architect shall relieve the architect from responsibility for all consequences. Changes made from the plans without consent of the architect are unauthorized and shall relieve the architect from all consequences arising out of such changes.

Permit Set
 Date: 8.2.2016
 Revisions:

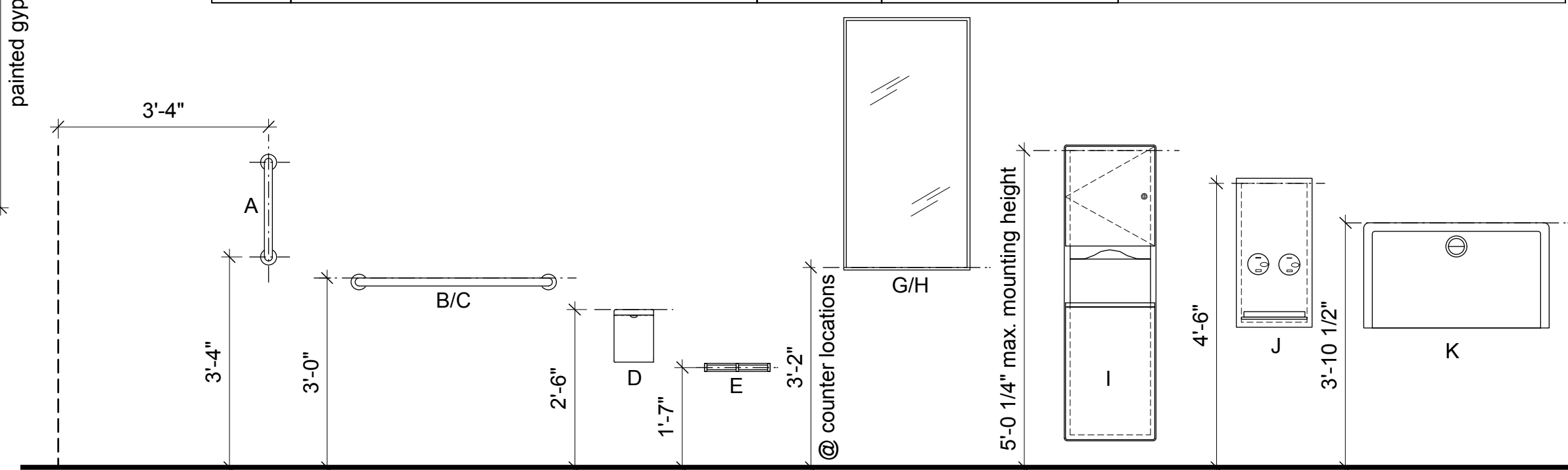
RESTROOM ACCESSORIES SCHEDULE				
MARK	ITEM	MANUF. CALLOUT	MODEL	REMARKS
A	18" Vertical Grab Bar	Bobrick	B-5806 x 18	
B	36" Horizontal Grab Bar	Bobrick	B-5806 x 36	
C	42" Horizontal Grab Bar	Bobrick	B-5806 x 42	
D	Surface Mounted Sanitary Napkin Disposal	Bobrick	B-270	
E	Surface-Mounted Double Roll 12" Dispenser	Bobrick	B-2740	
F	Automatic, Countertop-Mounted Soap Dispenser	Bobrick	B-824	
G	Wall to Wall Mirror	Bobrick	B-165 XX(v.i.f.)42	Wall-to-wall mirror, 48" tall x v.i.f. width
H	Framed Mirror	Bobrick	B-165 3248	32 X 48 framed mirror
I	Recessed Paper Towel Disp. and Waste Receptacle	Bobrick	B-43944	
J	Recessed Sanitary Napkin/Tampoon Vendor	Bobrick	B-4706	
K	Horizontal, Wall-Mounted Baby Changing Station	Bobrick	KB110-SSWM	
L	24" Powder Coated Steel Urinal Screen	Bradley	Model #4	
M	Powder Coated Steel Toilet Partition	Bradley	Series 400-Sentinel	Overhead braced



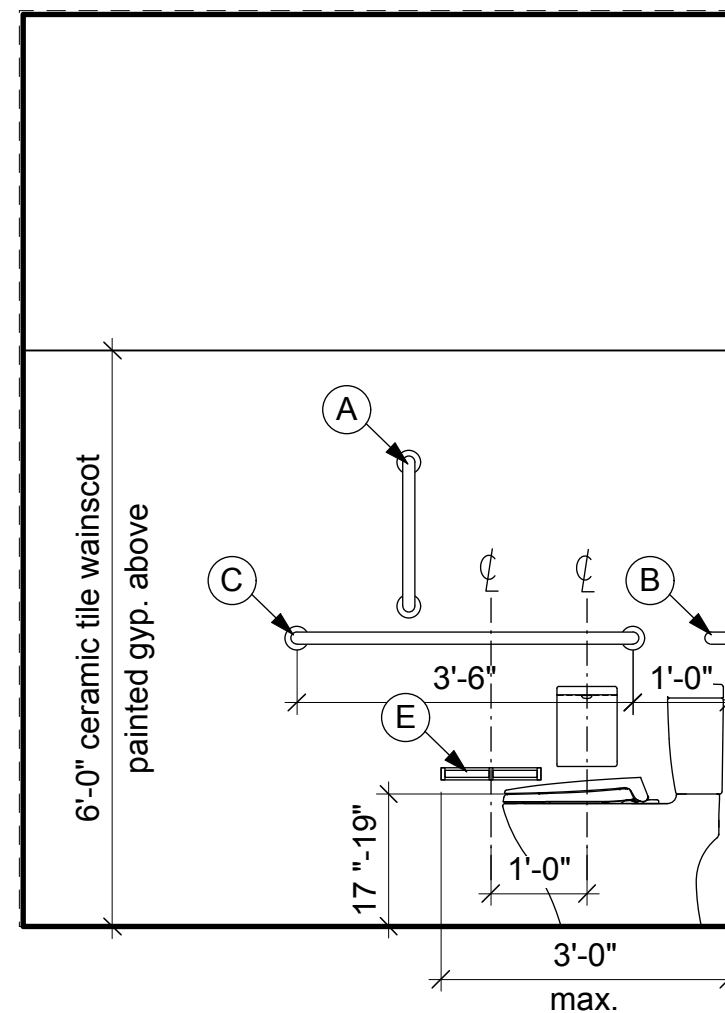
14 Restroom Elevation
 3/4" = 1'-0"



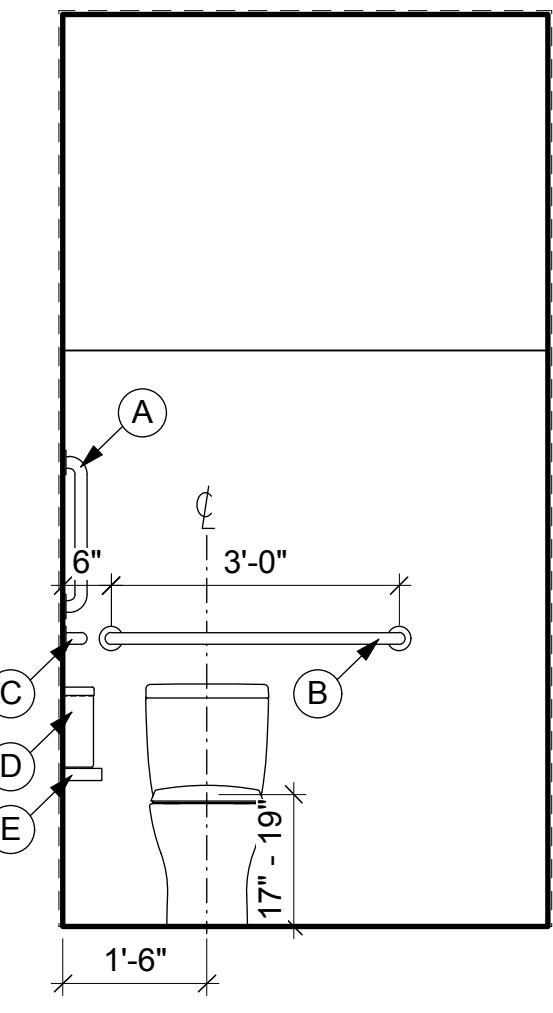
13 Restroom Elevation
 3/4" = 1'-0"



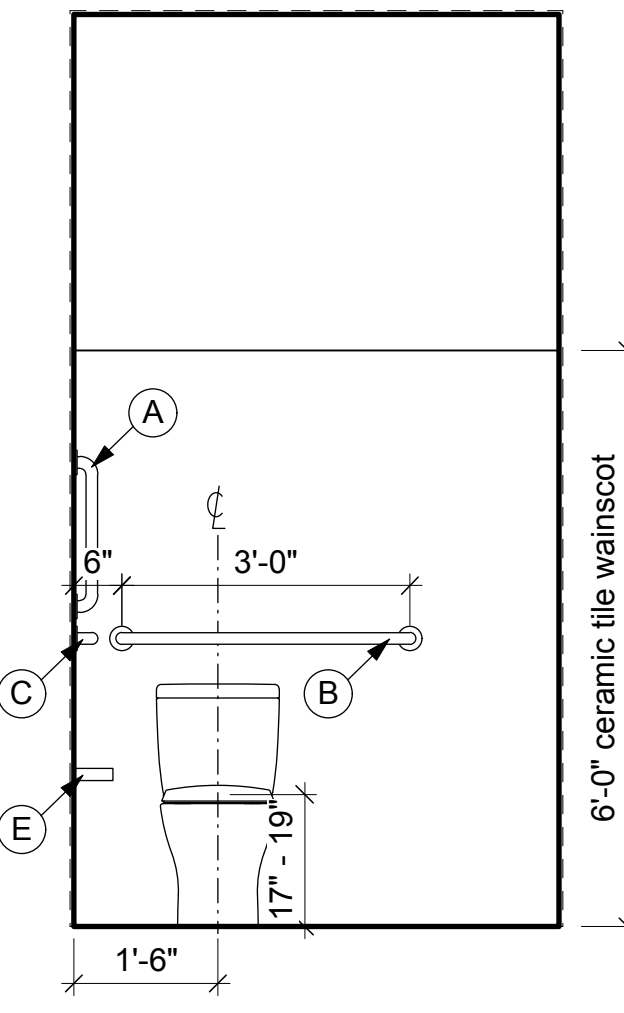
2 Restroom Accessory Mounting Heights
 1/2" = 1'-0"



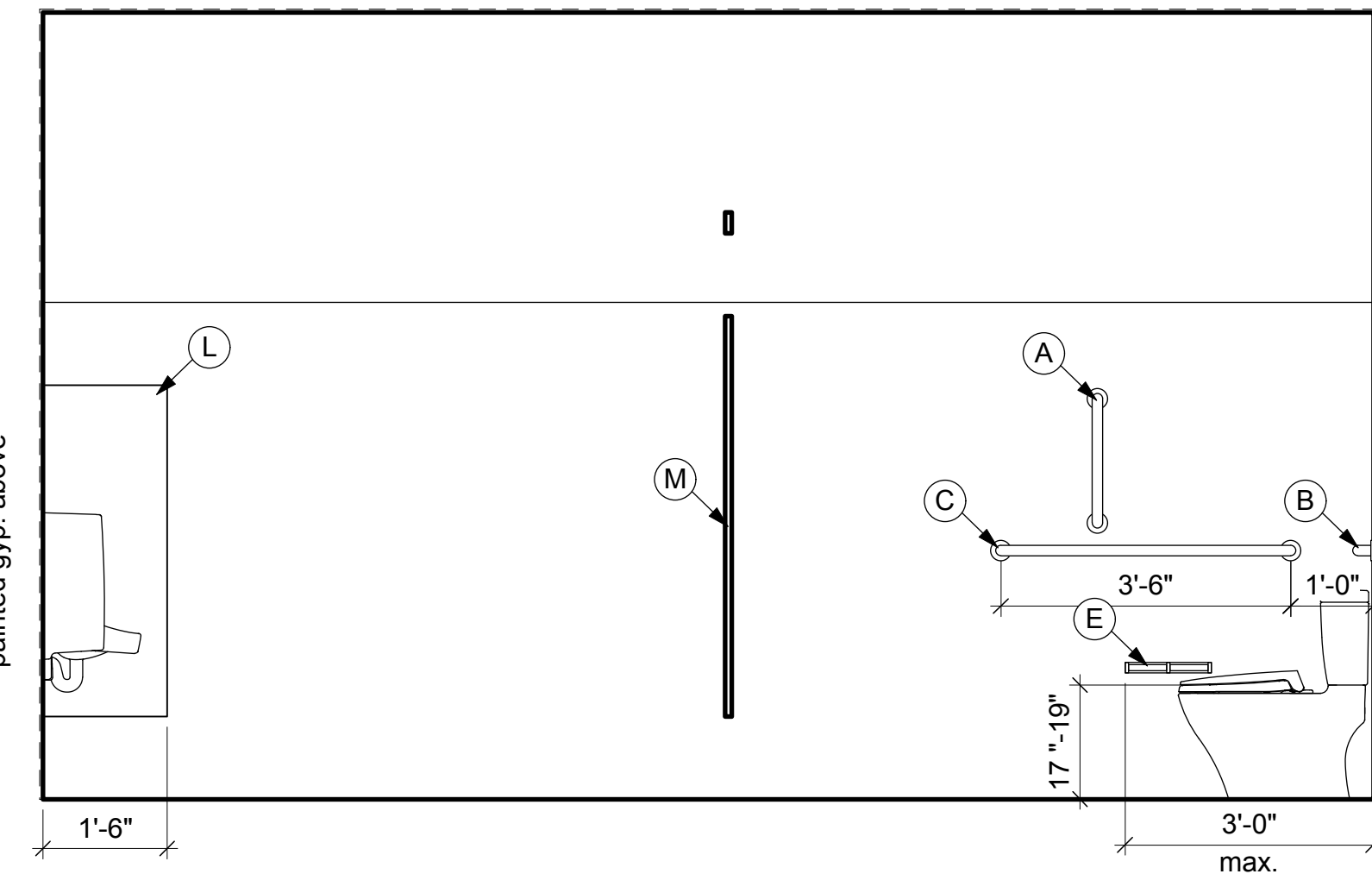
12 Restroom Elevation
 3/4" = 1'-0"



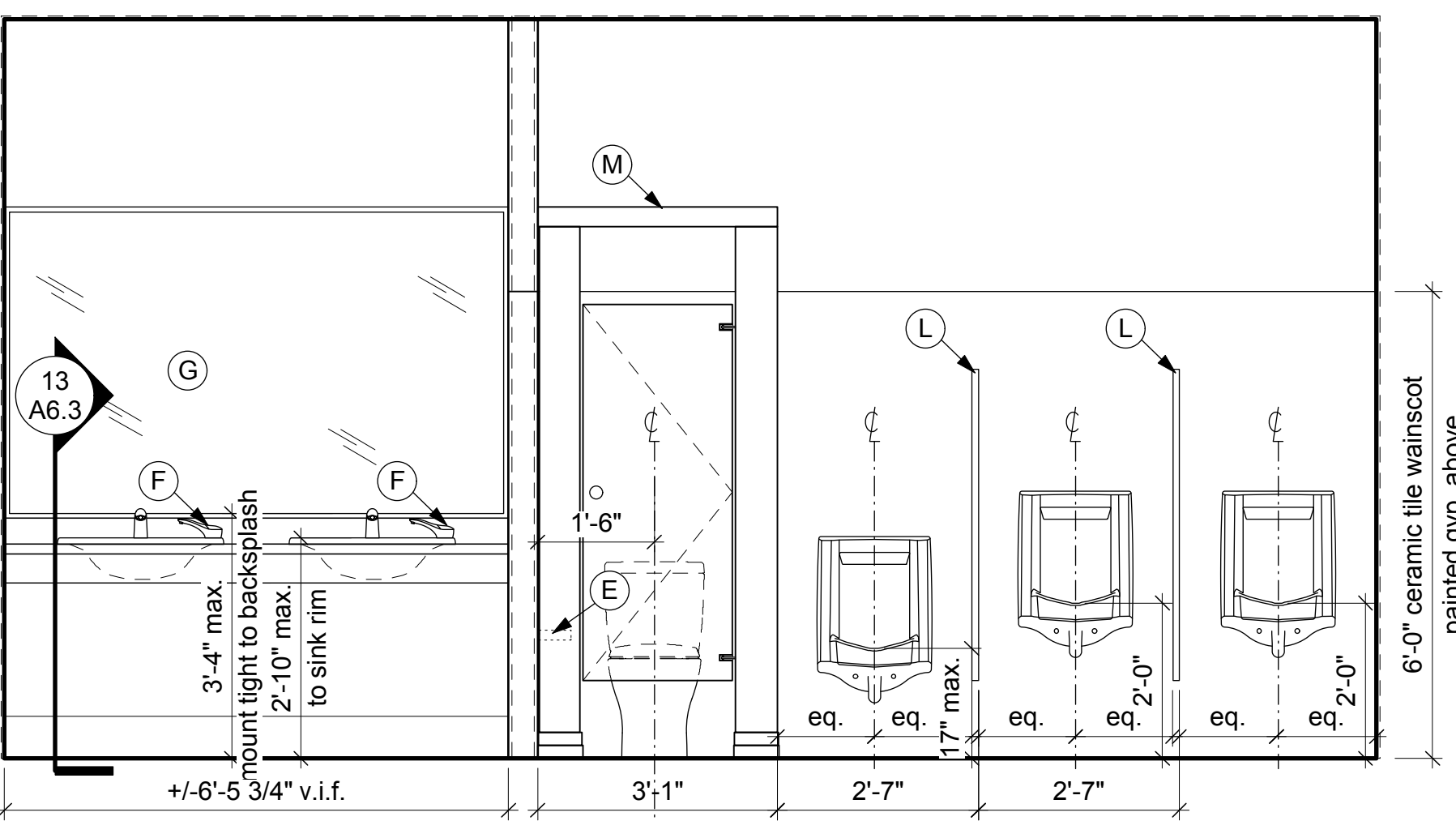
11 Restroom Elevation
 3/4" = 1'-0"



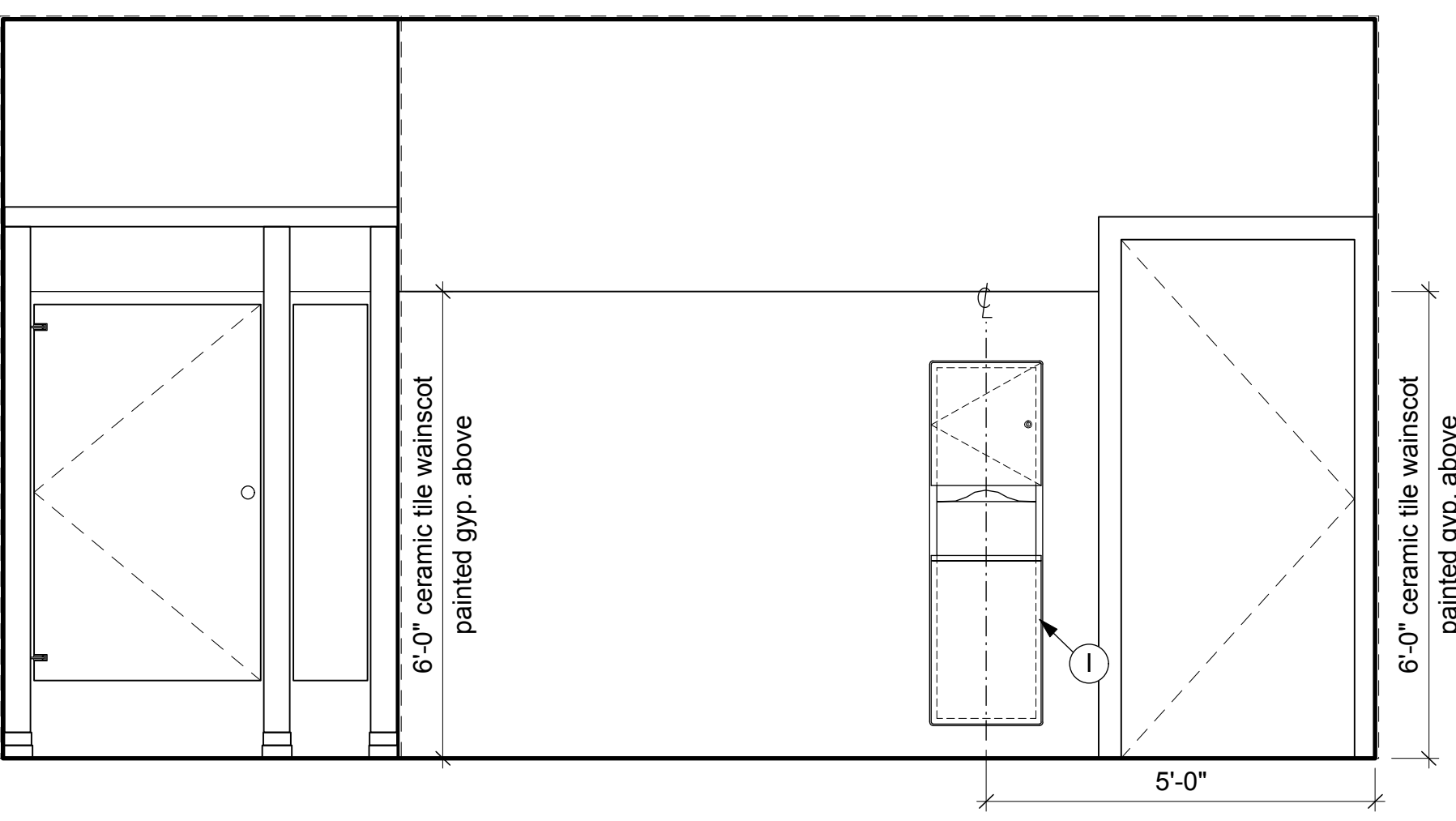
10 Restroom Elevation
 3/4" = 1'-0"



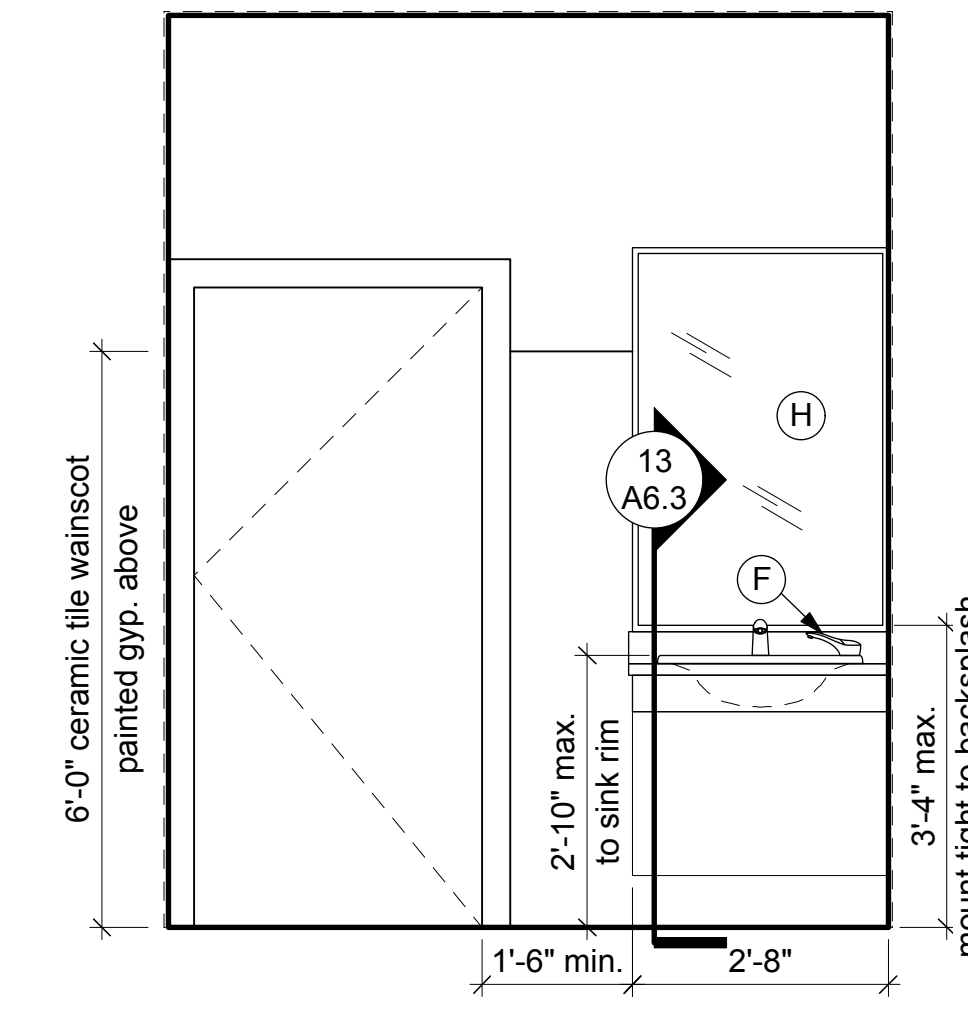
9 Restroom Elevation
 3/4" = 1'-0"



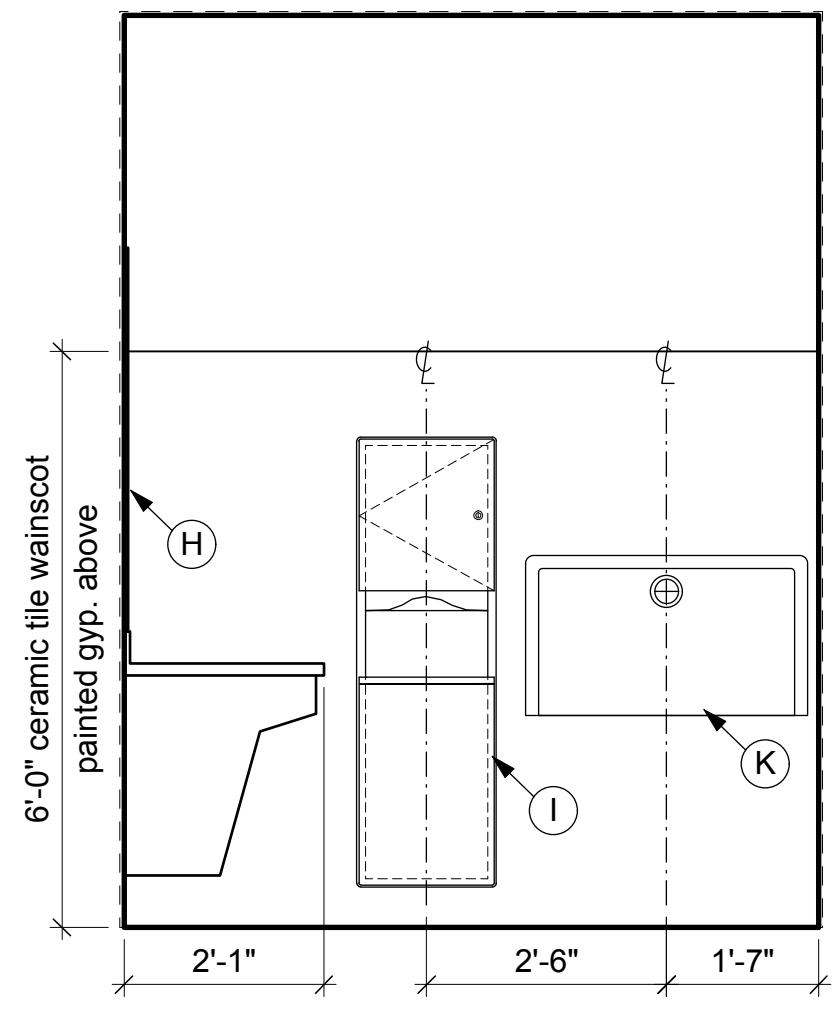
8 Restroom Elevation
 3/4" = 1'-0"



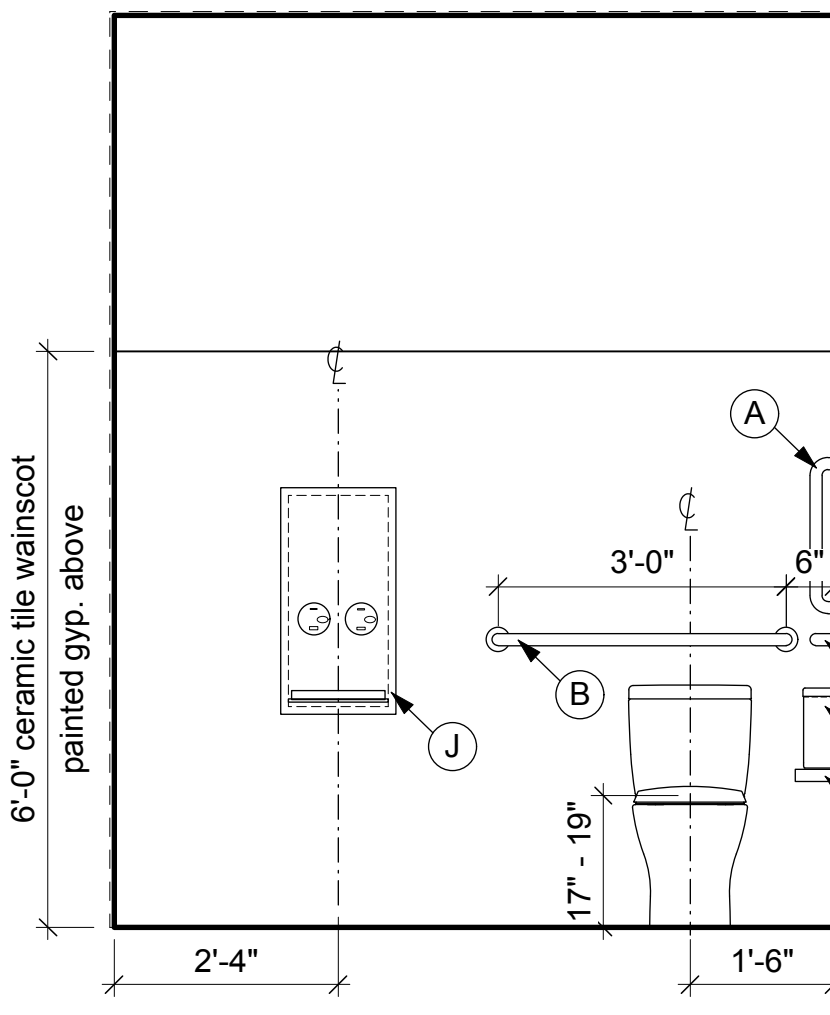
7 Restroom Elevation
 3/4" = 1'-0"



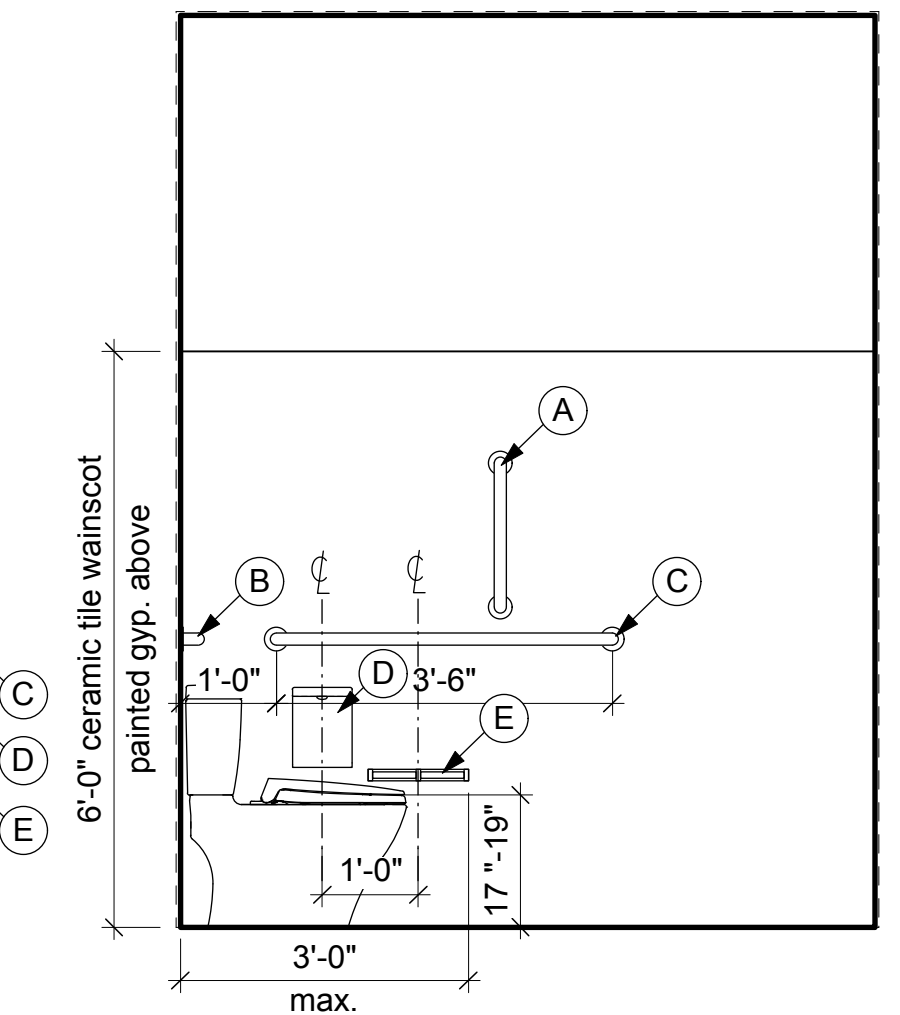
6 Restroom Elevation
 3/4" = 1'-0"



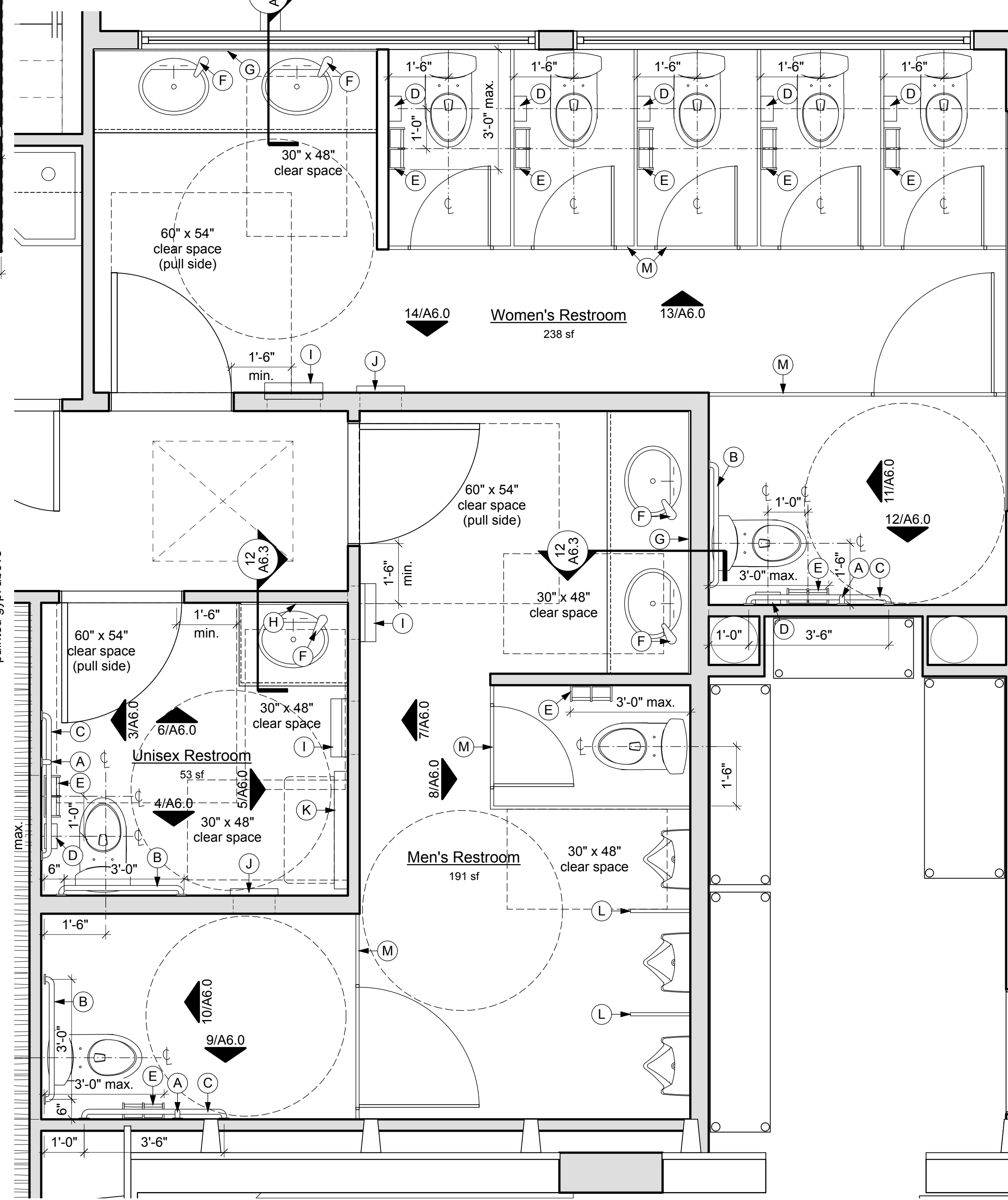
5 Restroom Elevation
 3/4" = 1'-0"



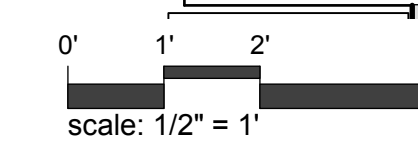
4 Restroom Elevation
 3/4" = 1'-0"



3 Restroom Elevation
 3/4" = 1'-0"



1 New Restrooms - Enlarged Plan
 1/2" = 1'-0"



First Universalist Church of Denver
Addition and Renovation
 4101 East Hampden Avenue Denver, CO 80222



BARRETT STUDIO architects
 1944 20th Street Boulder, Colorado 80302 phone 303.449.1141 fax 303.449.9320 email bsa@barrettstudio.com web www.barrettstudio.com

INTERIOR ELEVATIONS

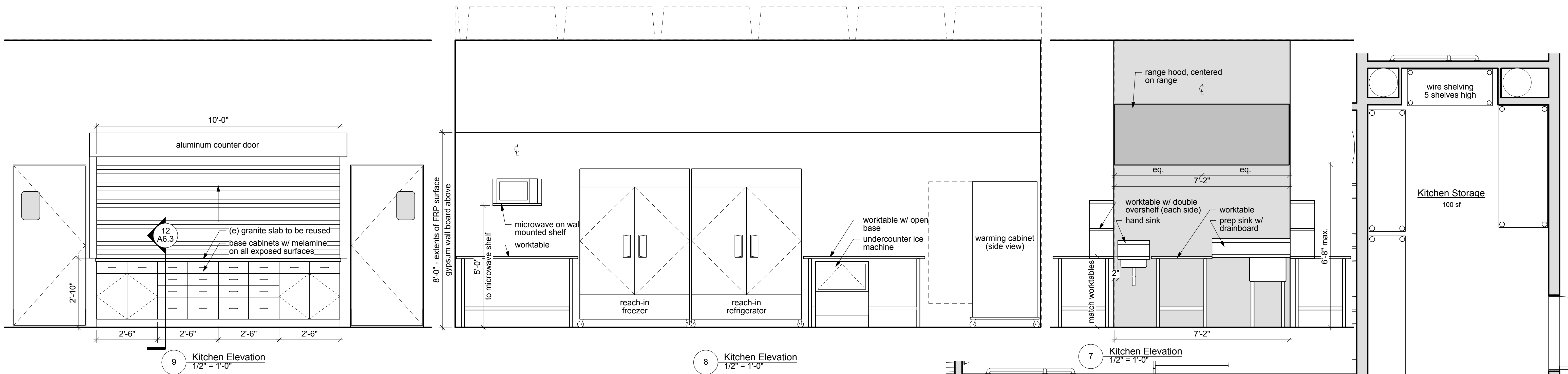
Drawing Number:

A6.0

Sheet: 1 of
 ©Copyright 2016 Barrett Studio Architects

File:
NOTICE: DUTY OF COOPERATION
 Release of these plans contemplates further cooperation among the owner, his or her contractor, and the architect. Design and construction are complex. Although the architect and his/her consultants have performed their services with due care and diligence, they cannot guarantee perfection. Communication is imperfect and every contingency cannot be anticipated. Any ambiguity or discrepancy discovered by the use of these plans shall be reported immediately to the architect. Failure to notify the architect compounds misunderstanding and increases construction costs. A failure to cooperate by a simple notice to the architect shall relieve the architect from responsibility for all consequences. Changes made from the plans without consent of the architect are unauthorized and shall relieve the architect from all consequences arising out of such changes.

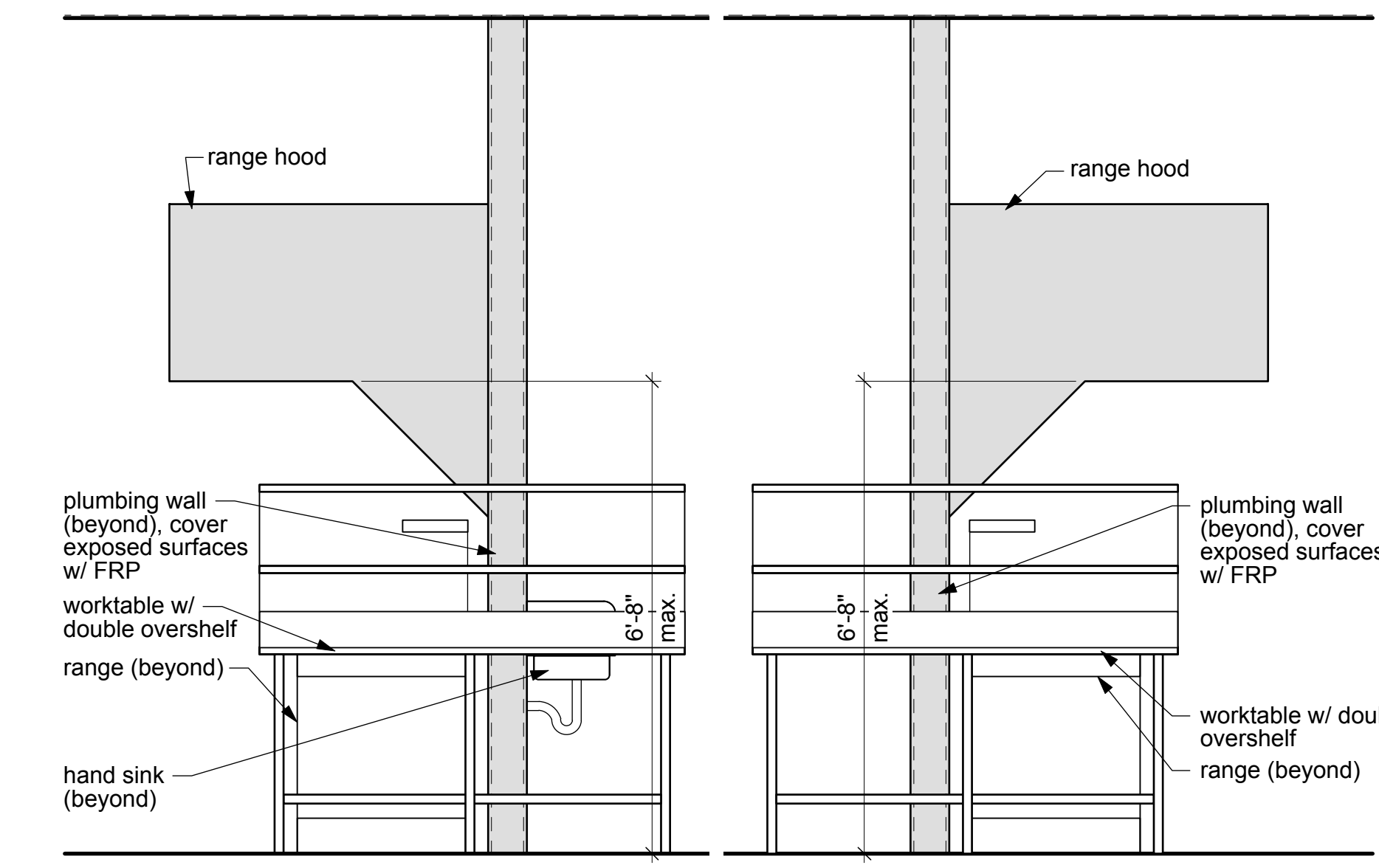
Permit Set
 Date: 8.2.2016
 Revisions:



9 Kitchen Elevation
 1/2" = 1'-0"

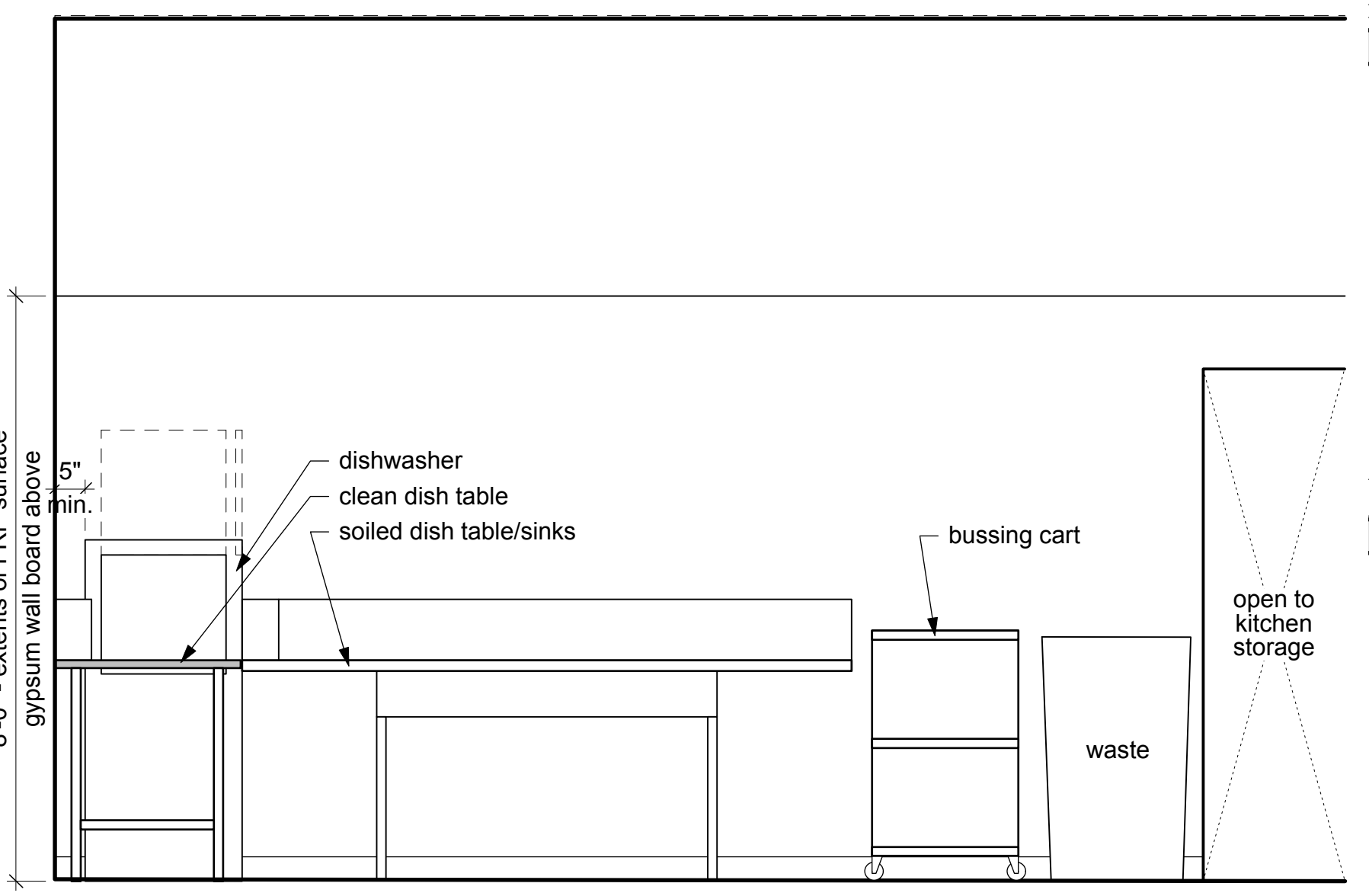
8 Kitchen Elevation
 1/2" = 1'-0"

7 Kitchen Elevation
 1/2" = 1'-0"

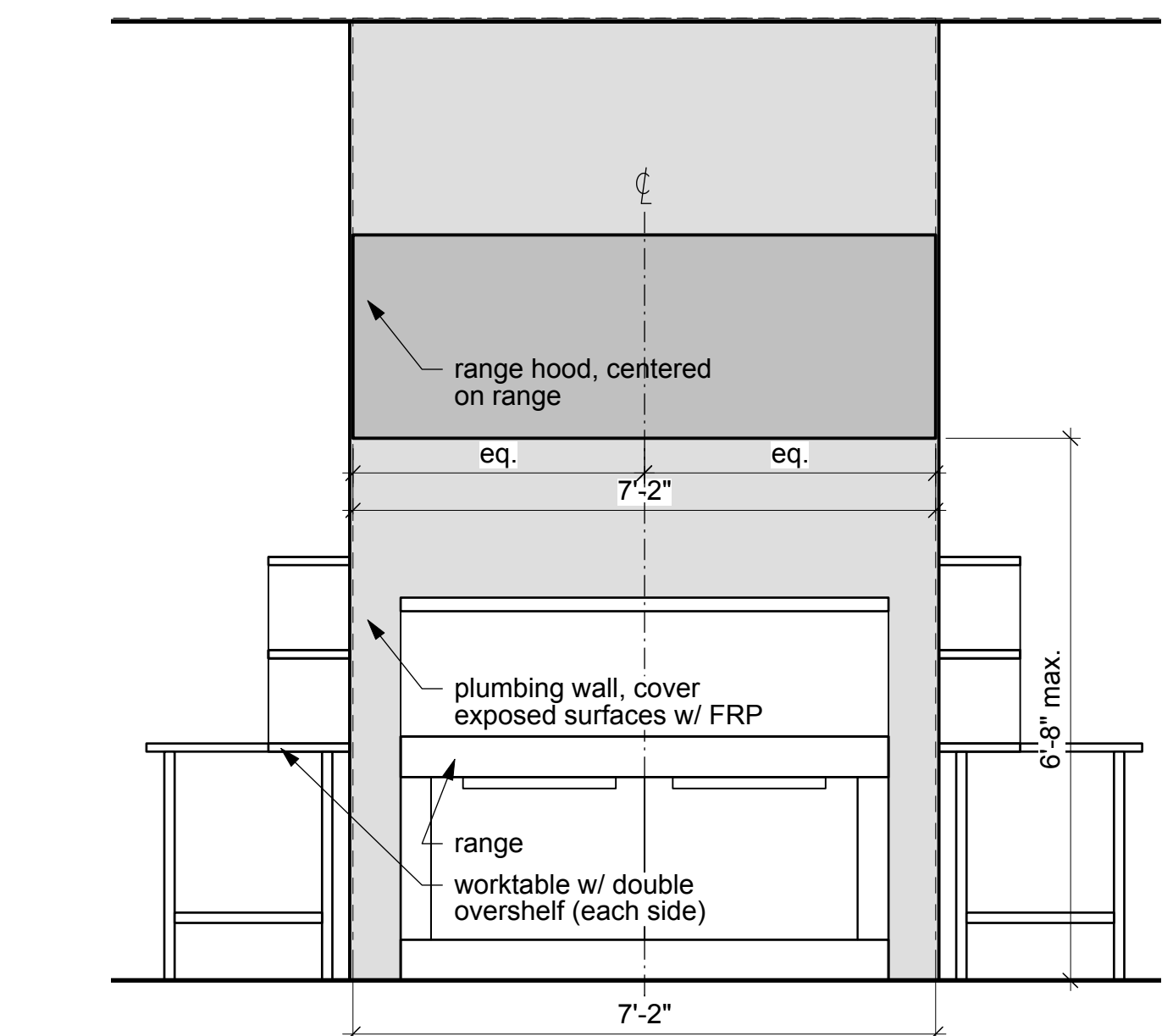


6 Kitchen Elevation
 1/2" = 1'-0"

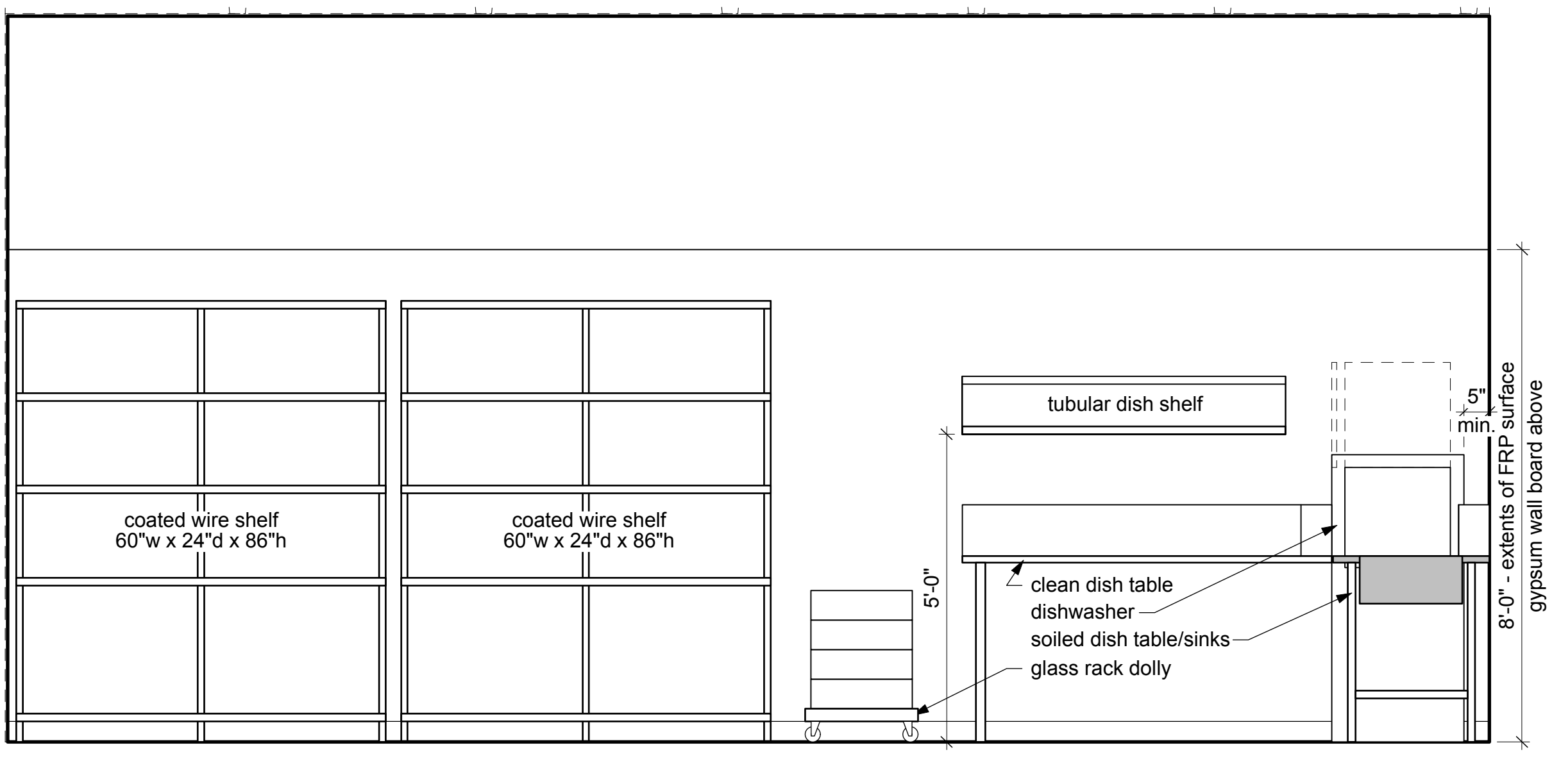
5 Kitchen Elevation
 1/2" = 1'-0"



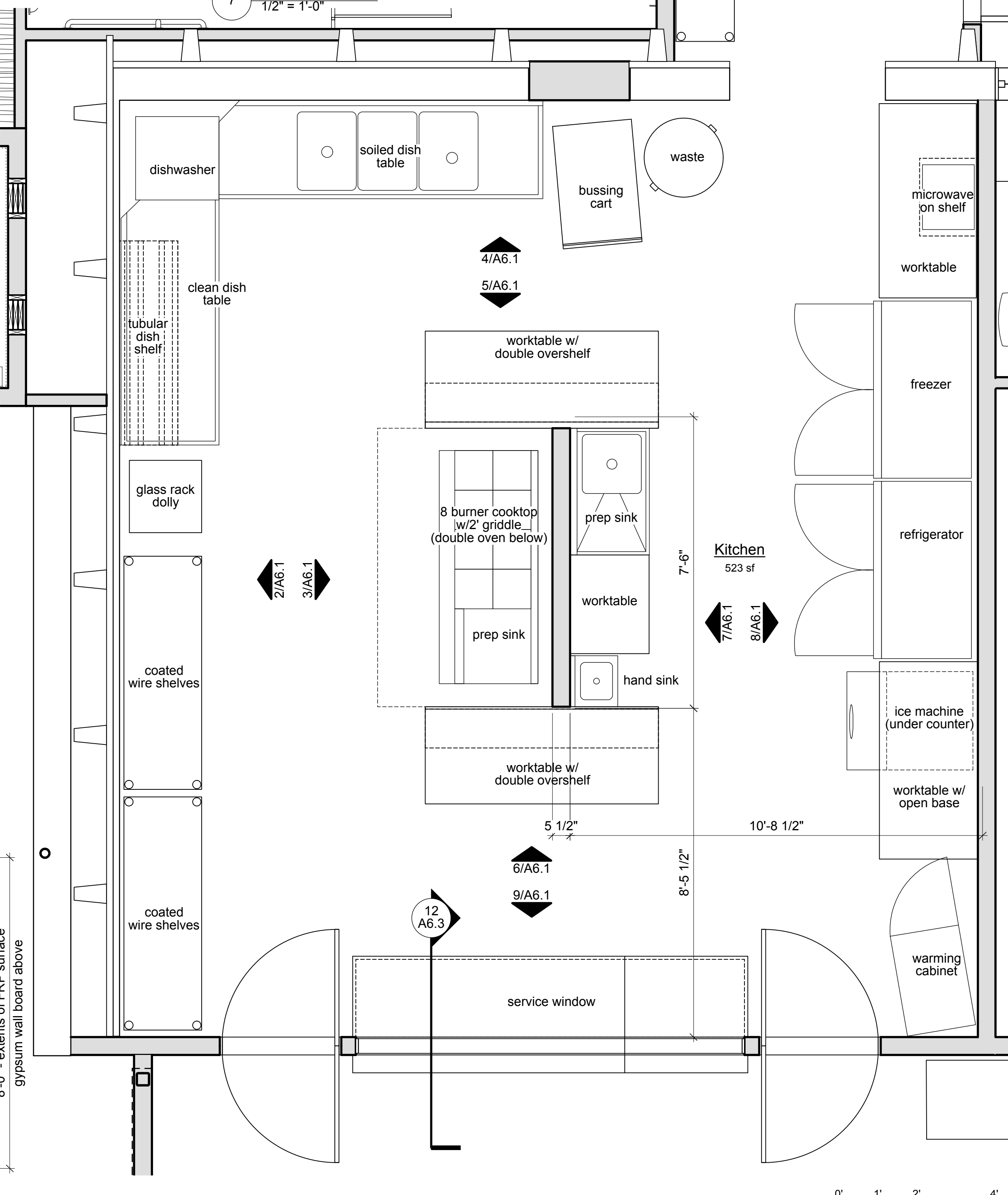
4 Kitchen Elevation
 1/2" = 1'-0"



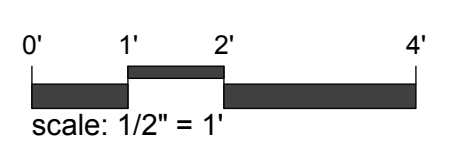
3 Kitchen Elevation
 1/2" = 1'-0"




2 Kitchen Elevation
 1/2" = 1'-0"



1 Kitchen - Enlarged Plan
 1/2" = 1'-0"



First Universalist Church of Denver
Addition and Renovation
 4101 East Hampden Avenue Denver, CO 80222



BARRETT STUDIO architects
 1944 20th Street Boulder, Colorado 80302 phone 303.449.1141 fax 303.449.9320 email bsa@barrettstudio.com web www.barrettstudio.com

INTERIOR ELEVATIONS

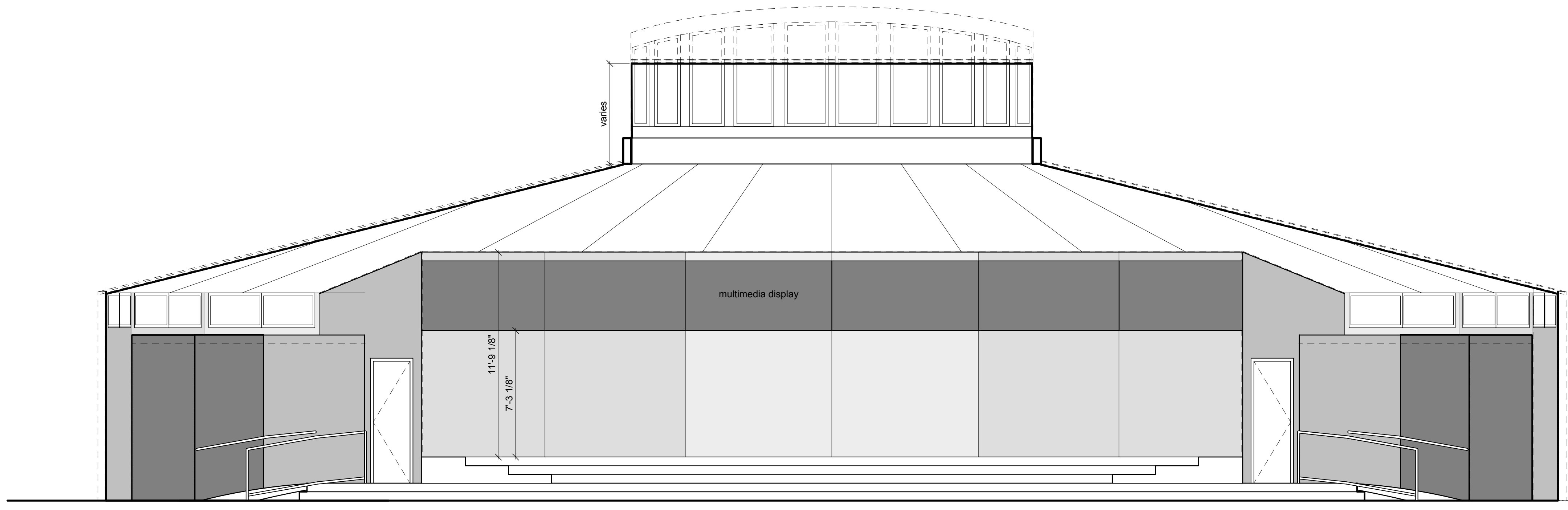
Drawing Number:

A6.1

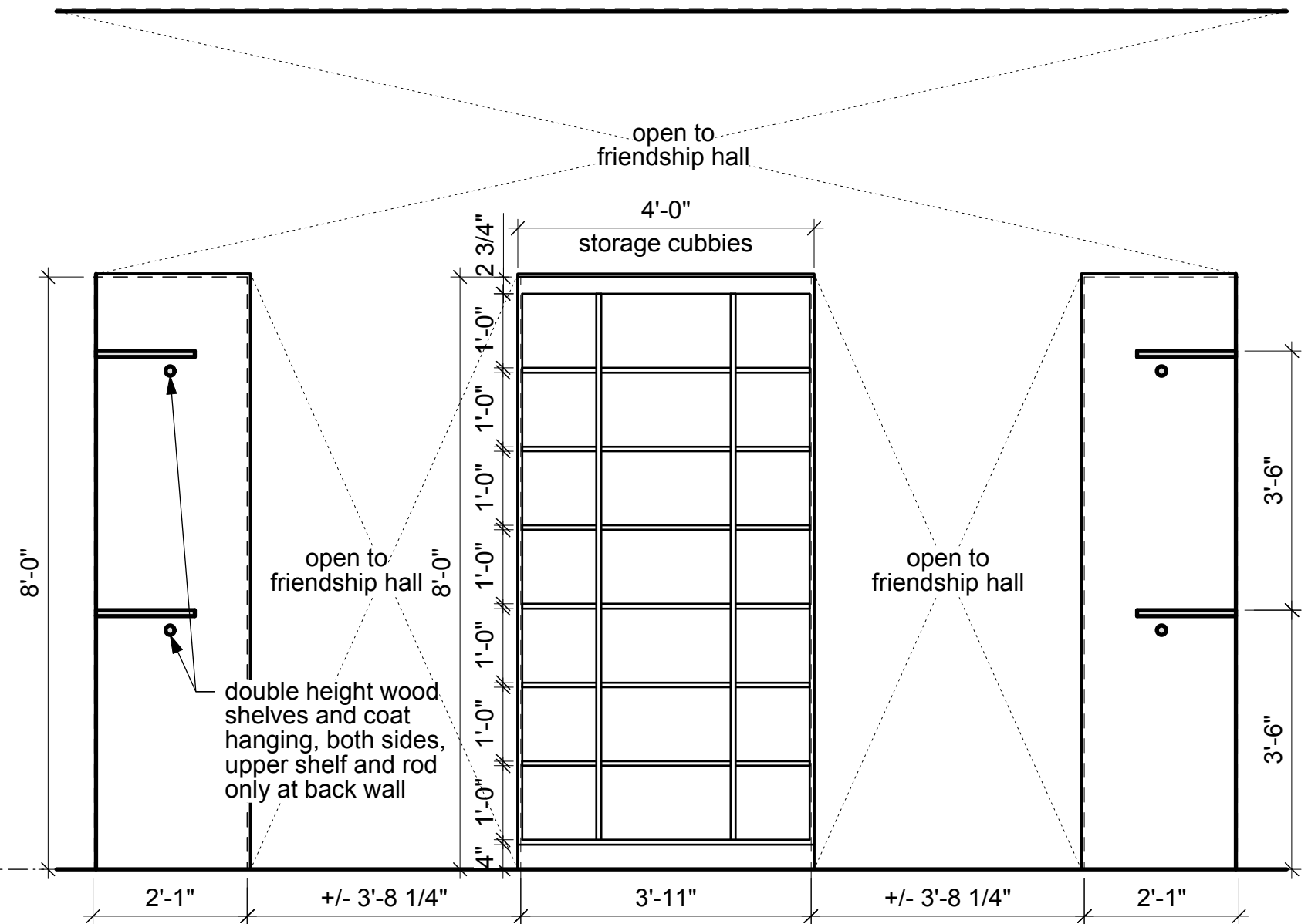
Sheet: 1 of: ©Copyright 2016 Barrett Studio Architects

File:
 NOTICE: DUTY OF COOPERATION
 Release of these plans contemplates further cooperation among the owner, his or her contractor, and the architect. Design and construction are complex. Although the architect and his/her consultants have performed their services with due care and diligence, they cannot guarantee perfection. Communication is imperfect and every contingency cannot be anticipated. Any ambiguity or discrepancy discovered by the use of these plans shall be reported immediately to the architect. Failure to notify the architect compounds misunderstanding and increases construction costs. A failure to cooperate by a simple notice to the architect shall relieve the architect from responsibility for all consequences. Changes made from the plans without consent of the architect are unauthorized and shall relieve the architect from all consequences arising out of such changes.

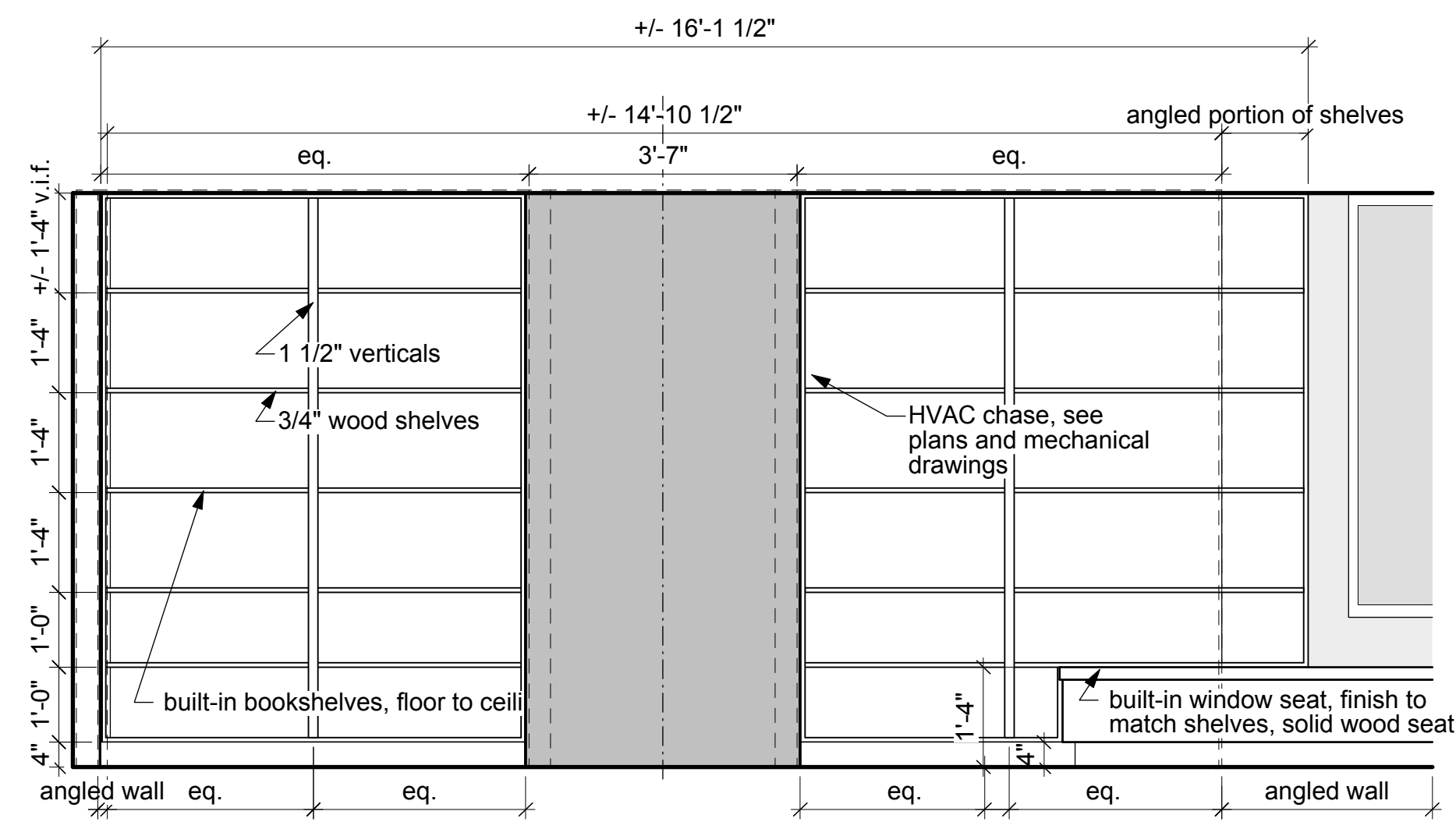
Permit Set
 Date: 8.2.2016
 Revisions:



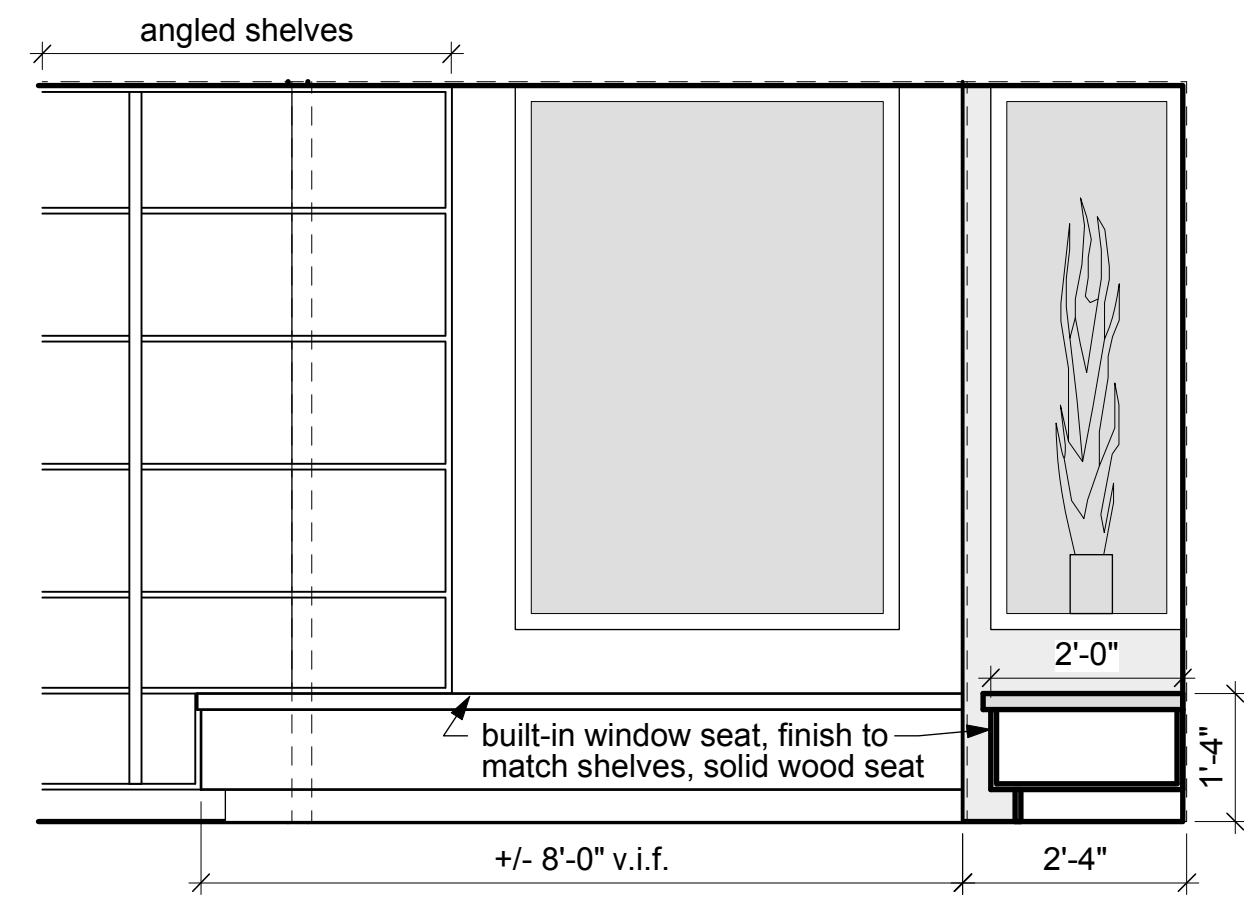
10 Dais/Choir Elevation
 1/4" = 1'-0"



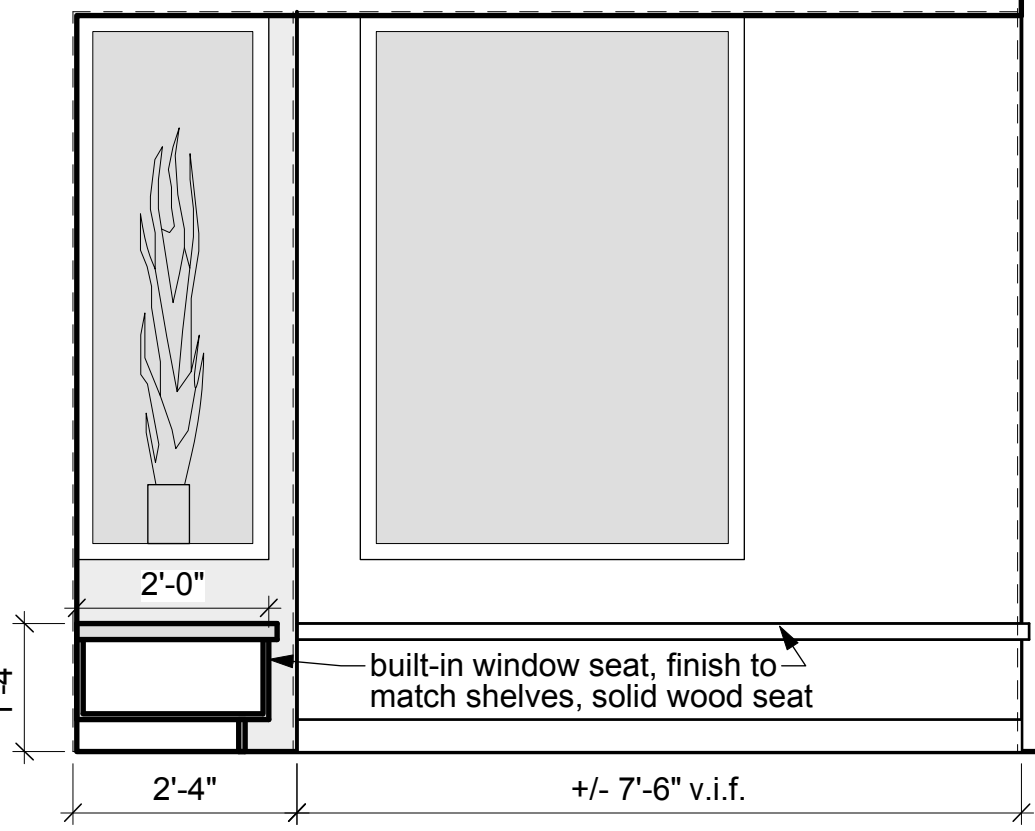
9 Cloakroom Elevation
 1/2" = 1'-0"



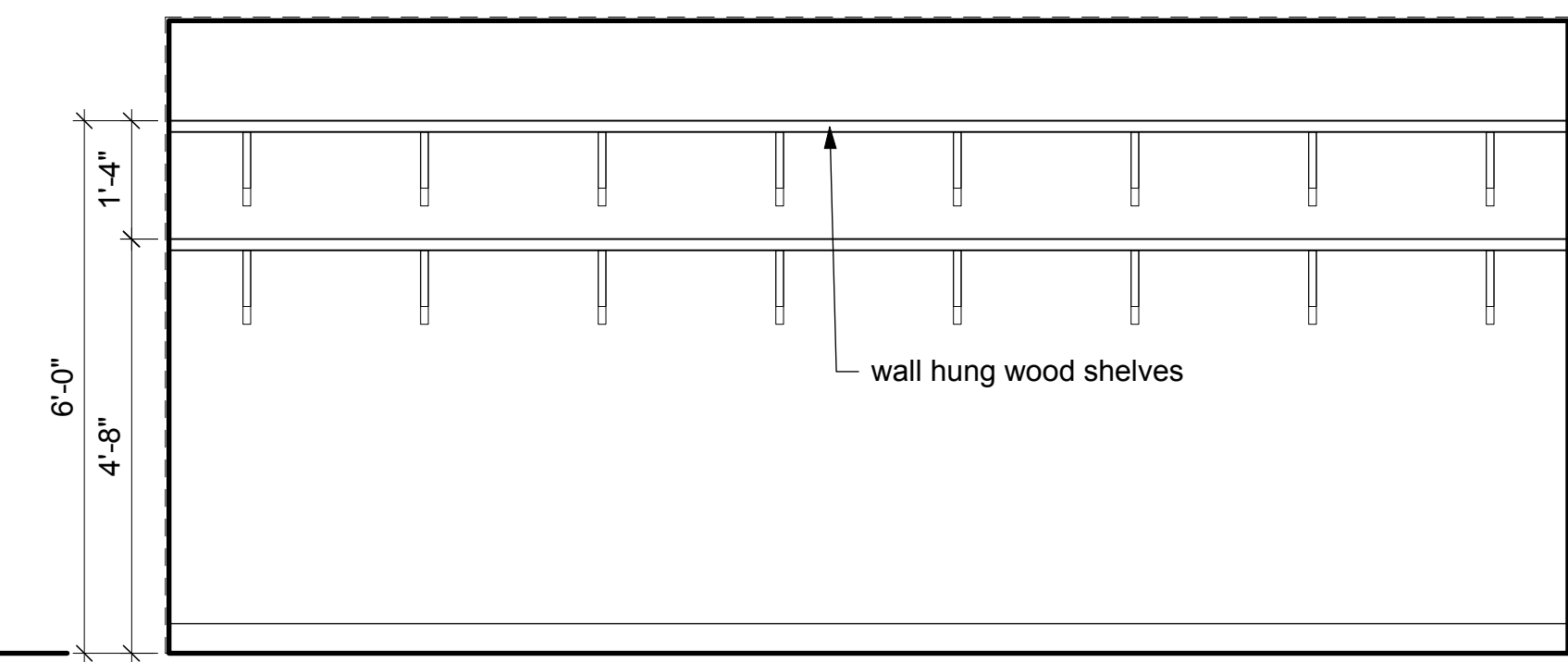
8 Library Elevation
 1/2" = 1'-0"



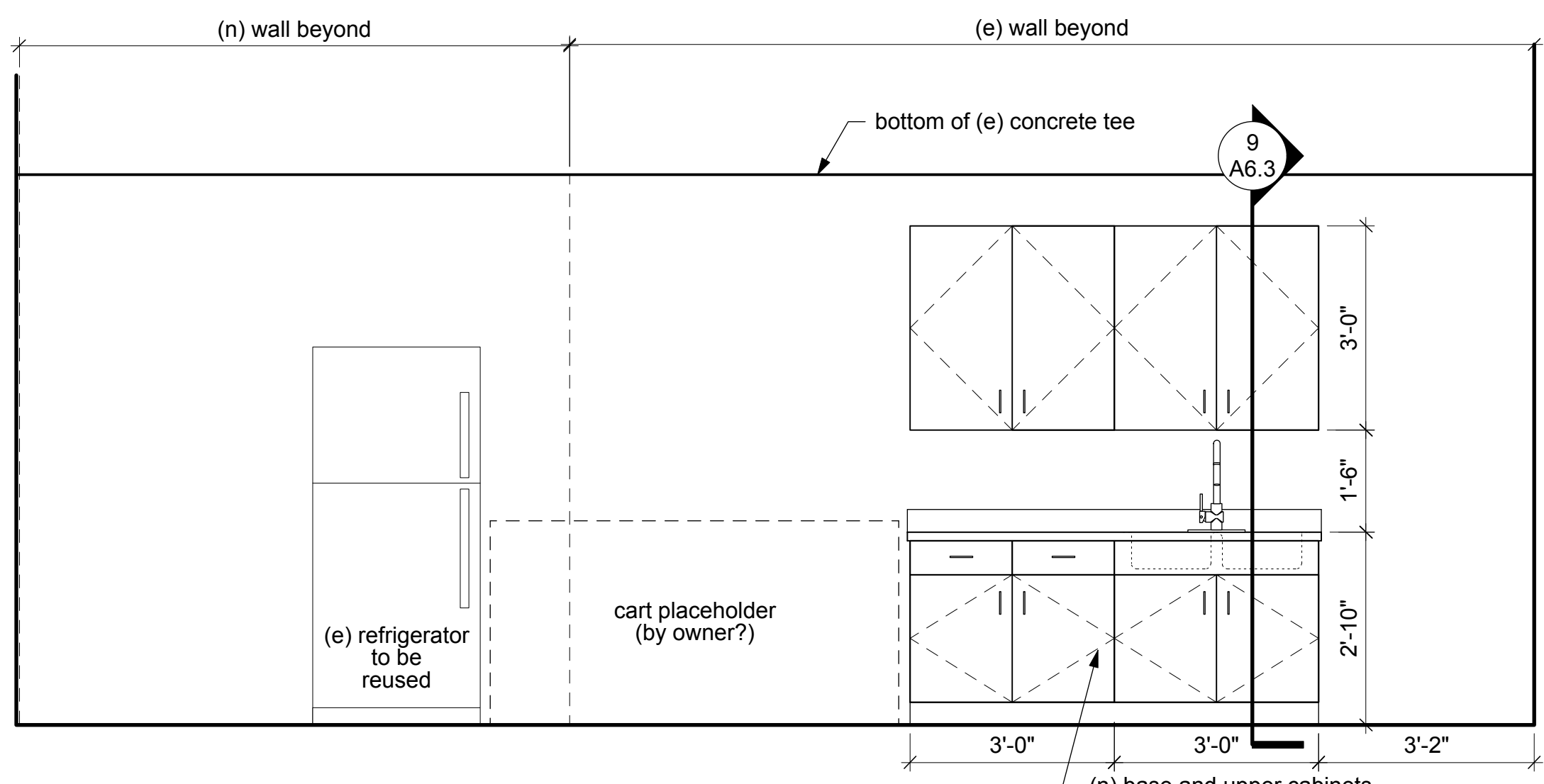
7 Library Elevation
 1/2" = 1'-0"



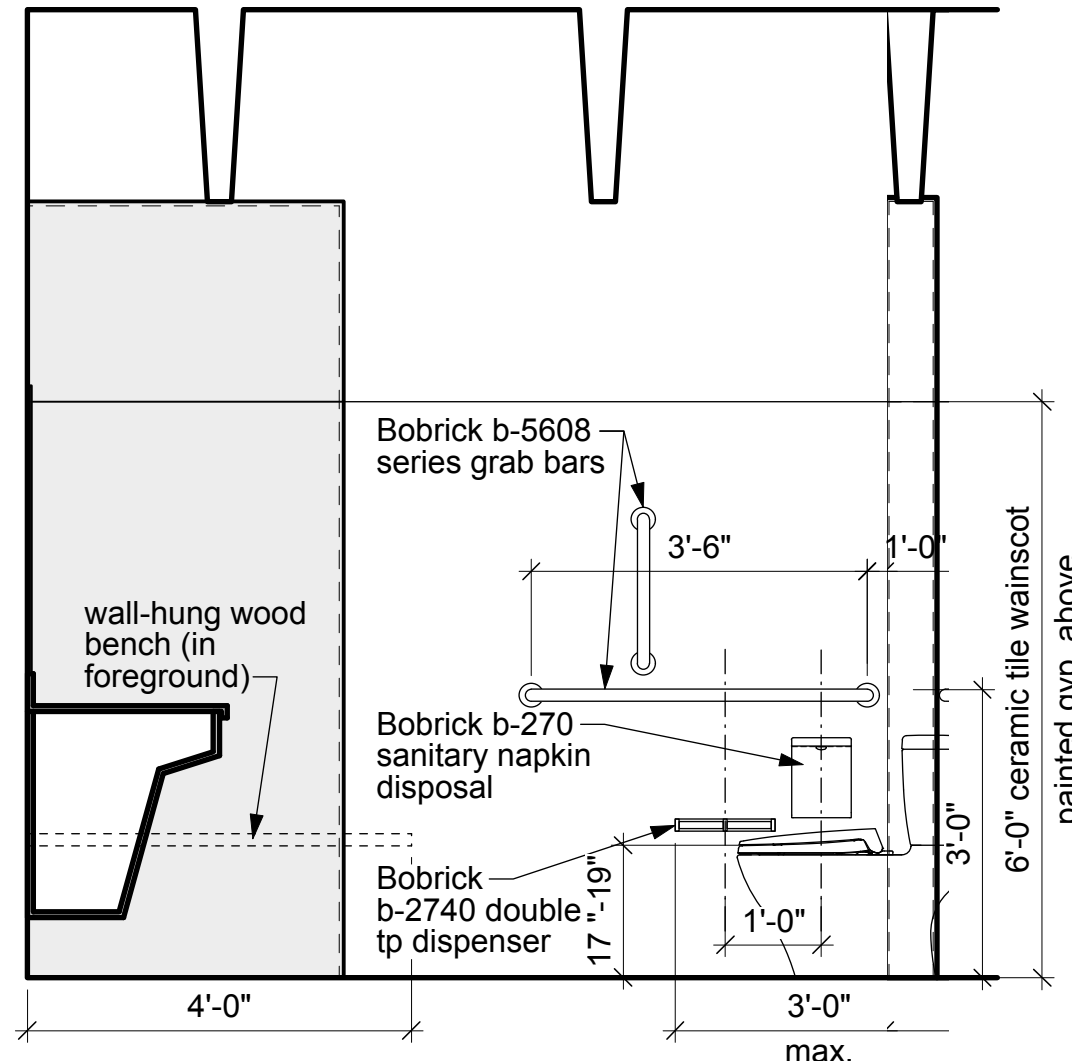
6 Library Elevation
 1/2" = 1'-0"



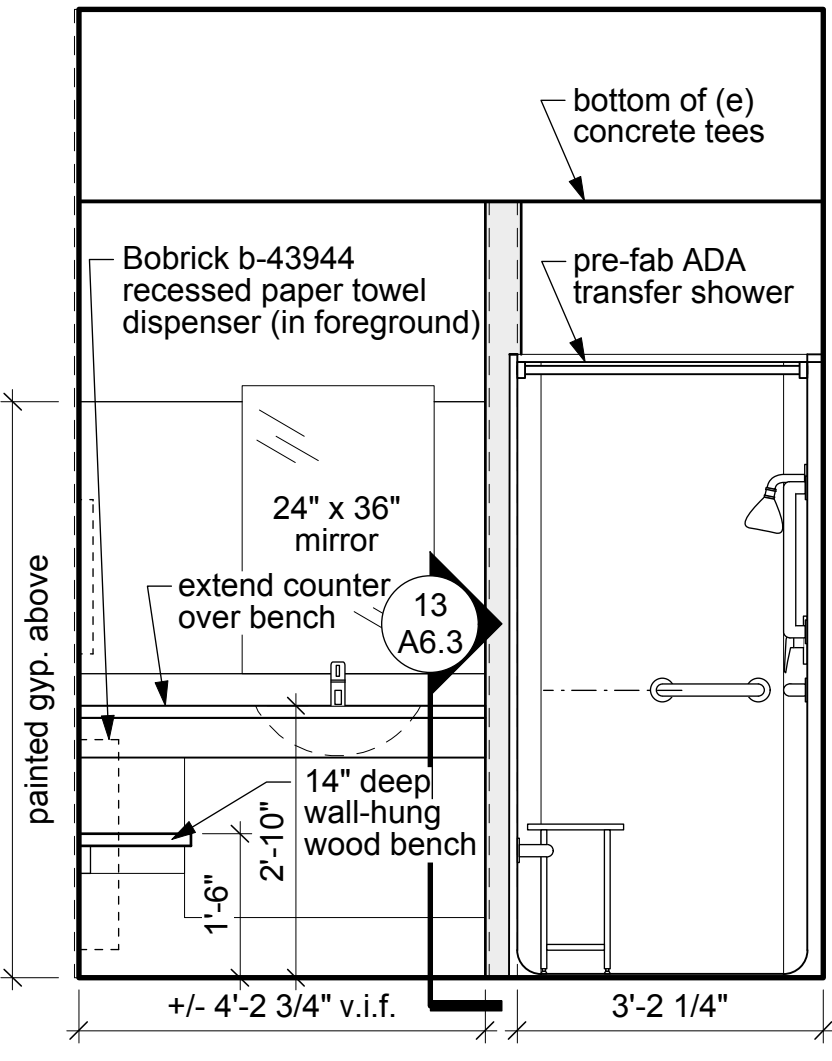
5 Art Classroom Elevation
 1/2" = 1'-0"



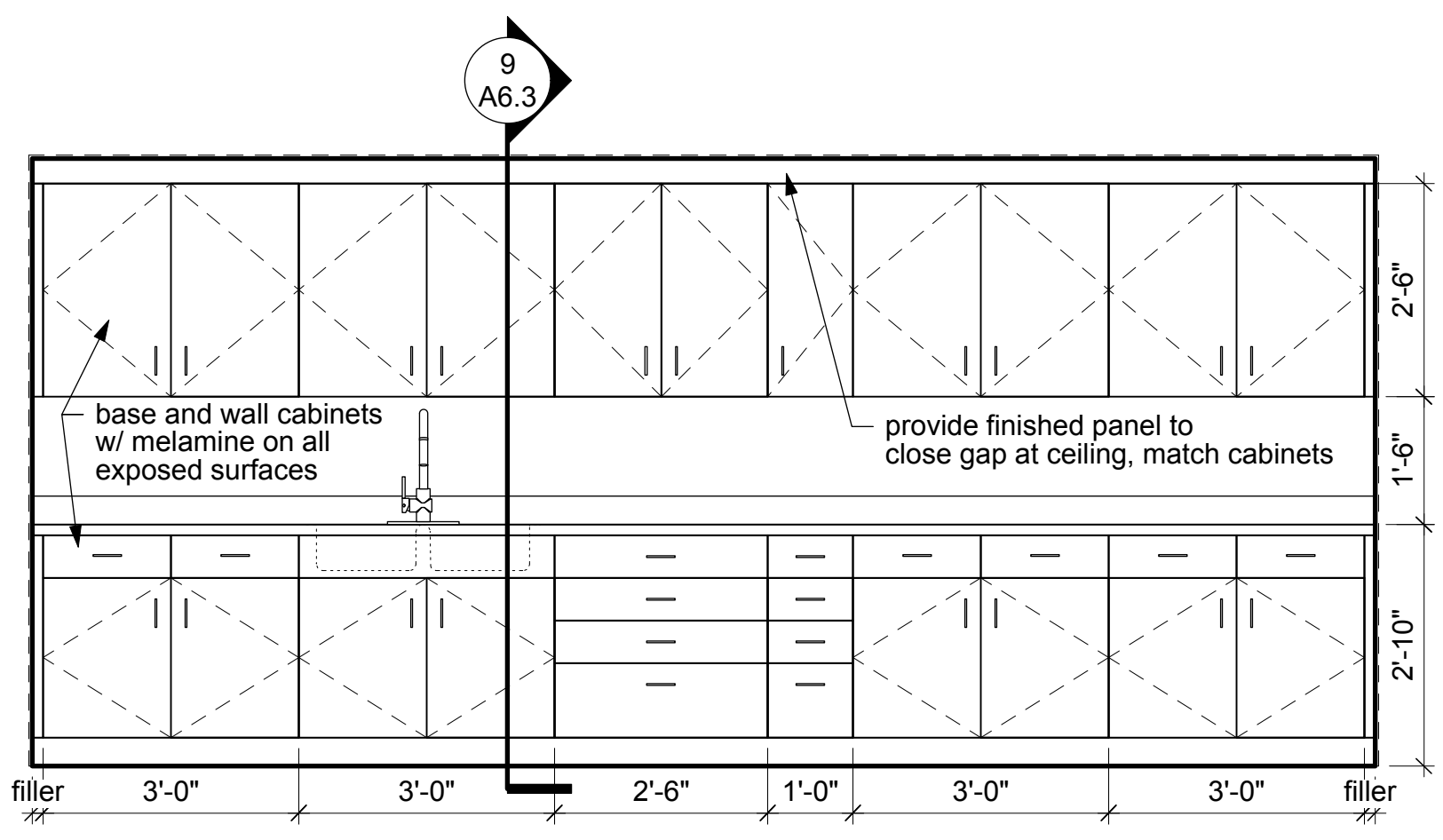
4 Education Center Kitchenette
 1/2" = 1'-0"



3 GN Bathroom/Shower Elevation
 1/2" = 1'-0"




2 GN Bathroom/Shower Elevation
 1/2" = 1'-0"



1 Art Classroom Elevation
 1/2" = 1'-0"



First Universalist Church of Denver
Addition and Renovation
 4101 East Hampden Avenue Denver, CO 80222



BARRETT STUDIO architects
 1944 20th Street Boulder, Colorado 80302 phone 303.449.1141 fax 303.449.9320 email bsa@barrettstudio.com web www.barrettstudio.com

INTERIOR ELEVATIONS

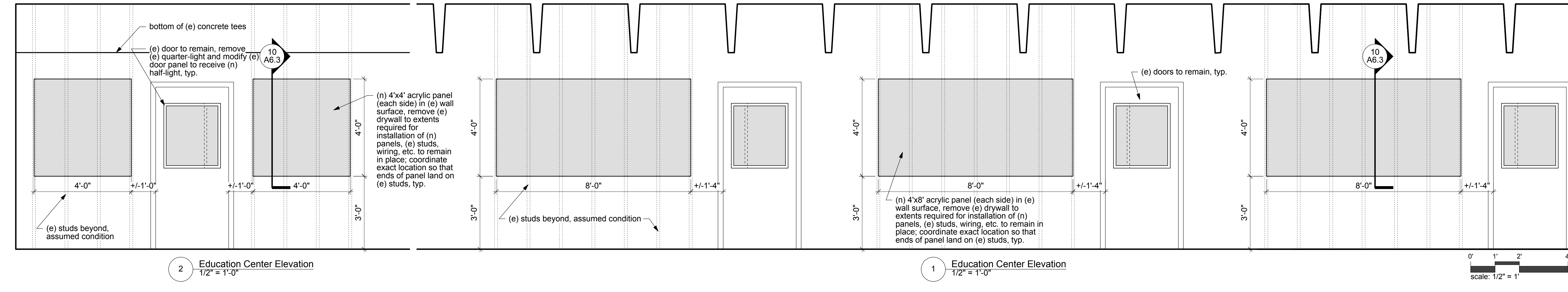
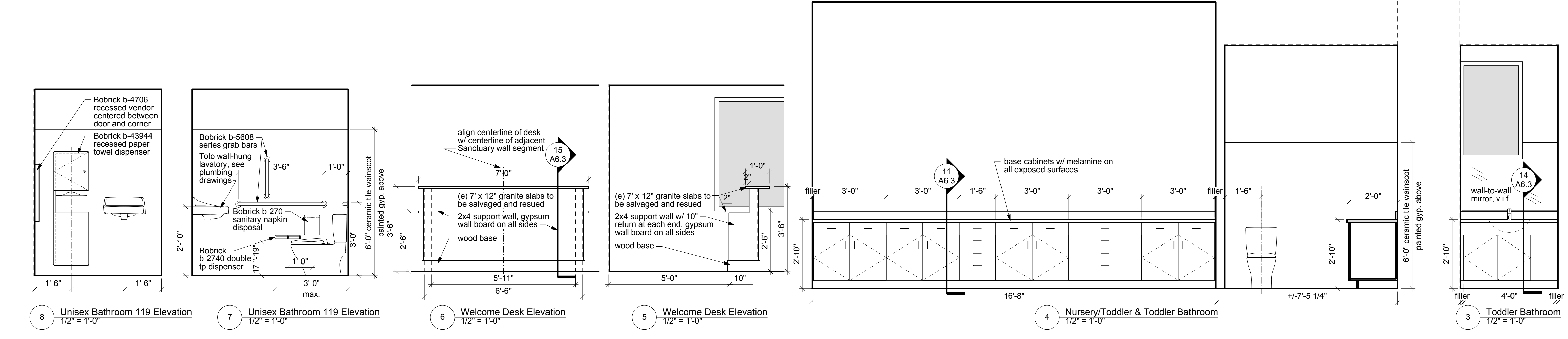
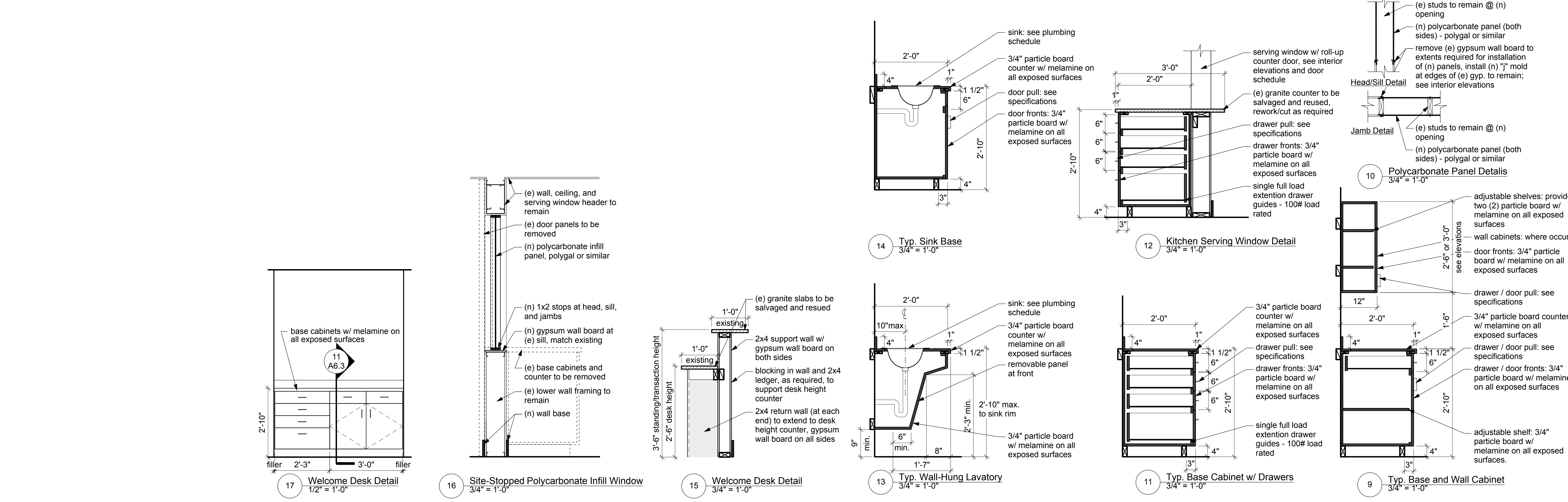
Drawing Number:

A6.2

Sheet: 1 of 1
 ©Copyright 2016 Barrett Studio Architects

File:
 NOTICE: DUTY OF COOPERATION
 Release of these plans contemplates further cooperation among the owner, his or her contractor, and the architect. Design and construction are complex. Although the architect and his/her consultants have performed their services with due care and diligence, they cannot guarantee perfection. Communication is imperfect and every contingency cannot be anticipated. Any ambiguity or discrepancy discovered by the use of these plans shall be reported immediately to the architect. Failure to notify the architect compounds misunderstanding and increases construction costs. A failure to cooperate by a simple notice to the architect shall relieve the architect from responsibility for all consequences. Changes made from the plans without consent of the architect are unauthorized and shall relieve the architect from all consequences arising out of such changes.

Permit Set
 Date: 8.2.2016
 Releases:
 10 Polycarbonate Panel Details
 3/4" = 1'-0"



First Universalist Church of Denver
Addition and Renovation
 Denver, CO 80222

BARETT STUDIO architects
 1944 20th Street Boulder, Colorado 80302 phone 303.449.1141 fax 303.449.9320
 email bsa@baretstudios.com web www.baretstudios.com

INTERIOR ELEVATIONS

Drawing Number:

A6.3

Sheet: 1 of 6
 ©Copyright 2016 BARETT STUDIO ARCHITECTS

File:
 NOTICE, DUTY OF COOPERATION
 Release of these plans contemplates further cooperation among the owner, his or her contractor, and the architect. Design and construction are complex. Although the architect and his/her consultants have performed their services with due care and diligence, they cannot guarantee perfection. Communication is imperfect and every contingency cannot be anticipated. Any ambiguity or discrepancy discovered by the use of these plans shall be reported immediately to the architect. Failure to notify the architect compounds misunderstanding and increases construction costs. A failure to cooperate by a simple notice to the architect shall relieve the architect from responsibility for all consequences. Changes made from the plans without consent of the architect are unauthorized and shall relieve the architect from all consequences arising out of such changes.

Permit Set
 Date: 8.2.2016
 Revisions:

4101 East Hampden Avenue
 Denver, CO 80222
B A R R E T T S T U D I O a r c h i t e c t s
 Architecture Community/Urban Design Interiors
 1944 20th Street Boulder, Colorado 80302 phone 303-449-1141 fax 303-449-9320 email bsa@barrettstudio.com web www.barrettstudio.com

First Universalist Church of Denver



scale: 1-1/2" = 1'

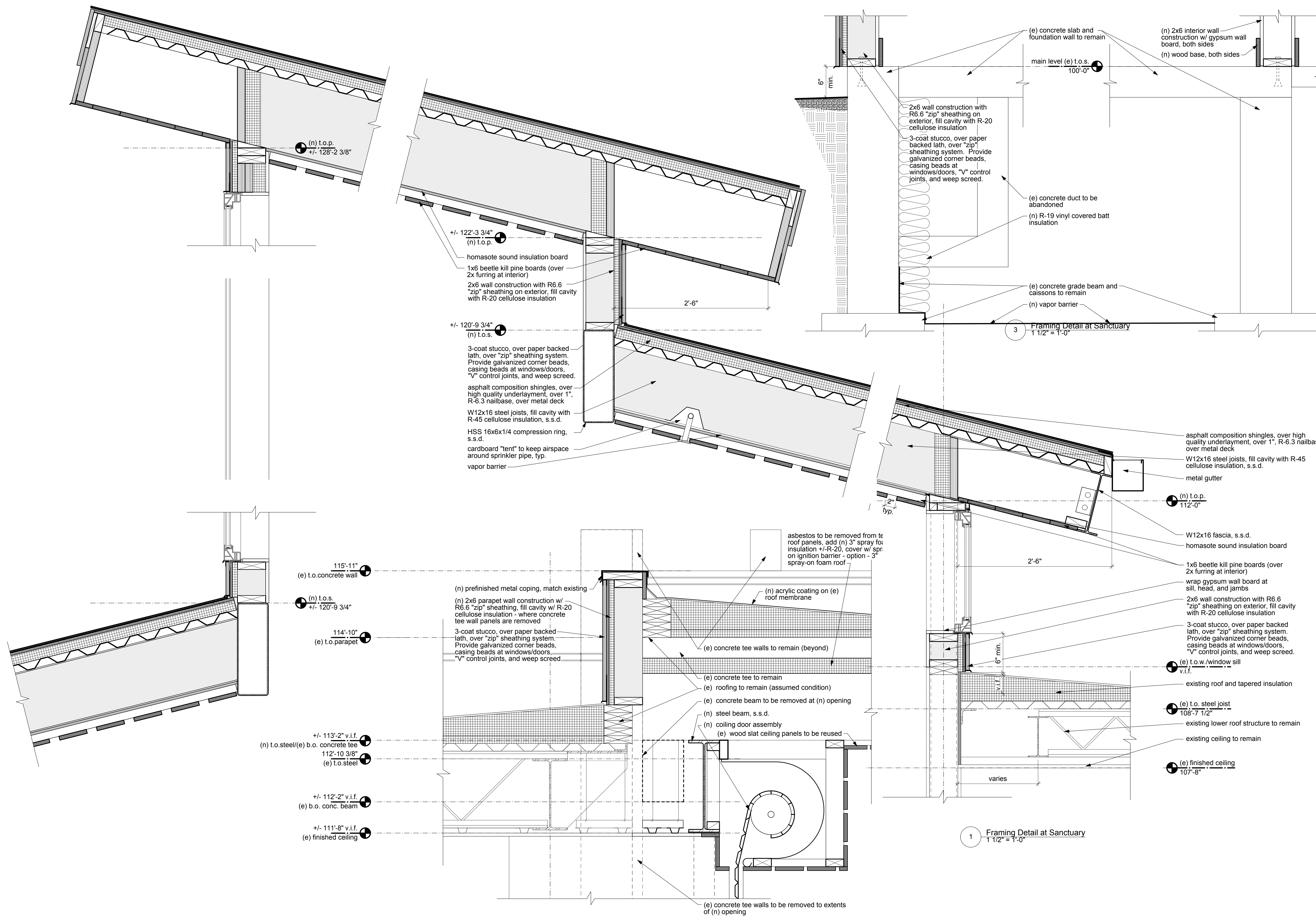
Sheet: 1 of

©Copyright 2016 Barrett Studio Architects

Details

Drawing Number:

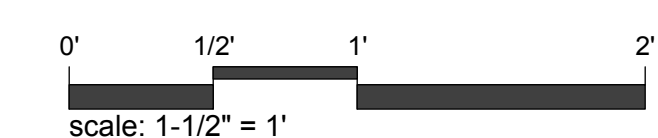
A7.0



2 Framing Detail at Flex Gathering Entrance
 1 1/2" = 1'-0"

1 Framing Detail at Sanctuary
 1 1/2" = 1'-0"

3 Framing Detail at Sanctuary
 1 1/2" = 1'-0"



File:
 NOTICE, DUTY OF COOPERATION
 Release of these plans contemplates further cooperation among the owner, his or her contractor, and the architect. Design and construction are complex. Although the architect and his/her consultants have performed their services with due care and diligence, they cannot guarantee perfection. Communication is imperfect and every contingency cannot be anticipated. Any ambiguity or discrepancy discovered by the use of these plans shall be reported immediately to the architect. Failure to notify the architect compounds misunderstanding and increases construction costs. A failure to cooperate by a simple notice to the architect shall relieve the architect from responsibility for all consequences. Changes made from the plans without consent of the architect are unauthorized and shall relieve the architect from all consequences arising out of such changes.

Permit Set
 Date: 8.2.2016
 Revisions:

First Universalist Church of Denver

4101 East Hampden Avenue
 Denver, CO 80222



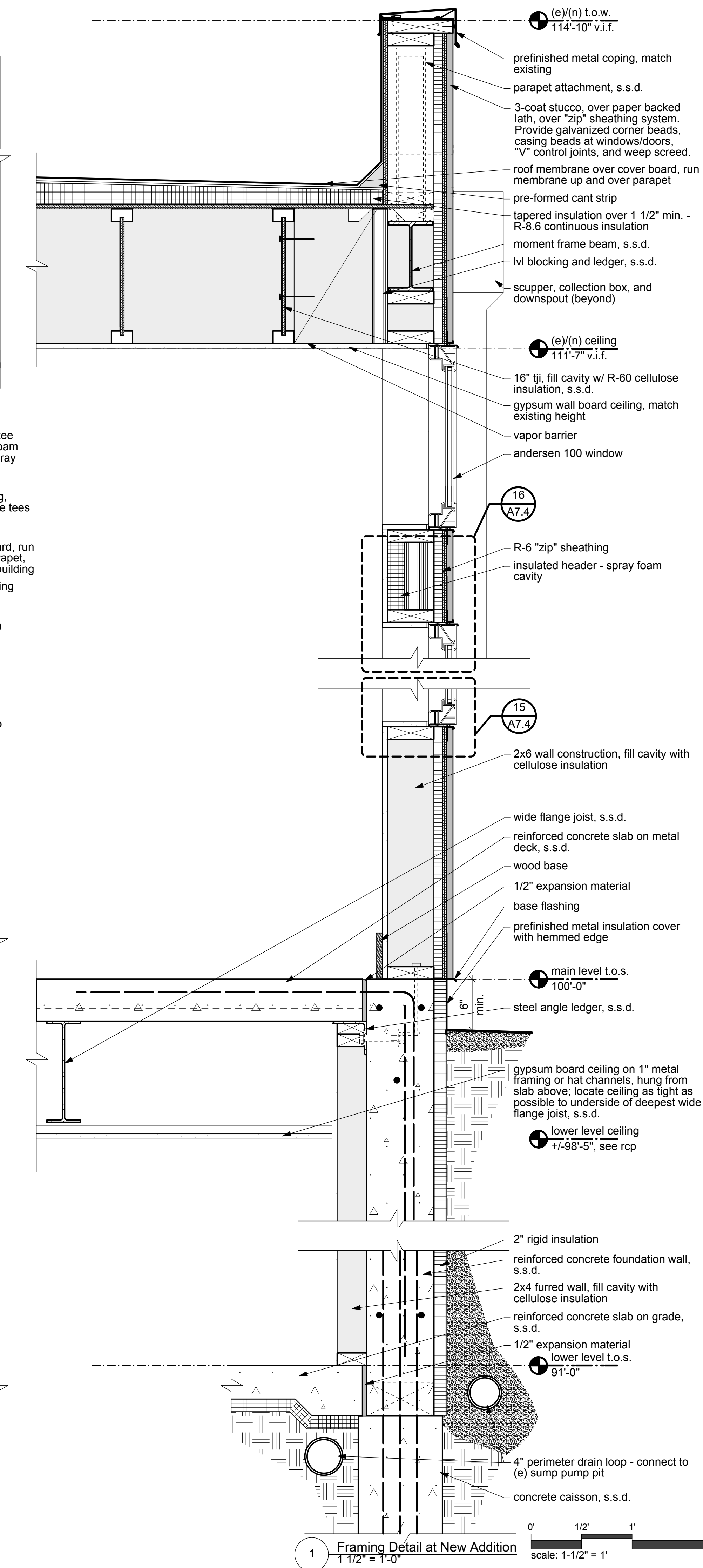
B A R R E T T S T U D I O a r c h i t e c t s
 1944 20th Street Boulder, Colorado 80302 phone 303-449-1141 fax 303-449-9320 email bsa@barrettstudio.com web www.barrettstudio.com
 Architecture Community/Urban Design Interiors

Details

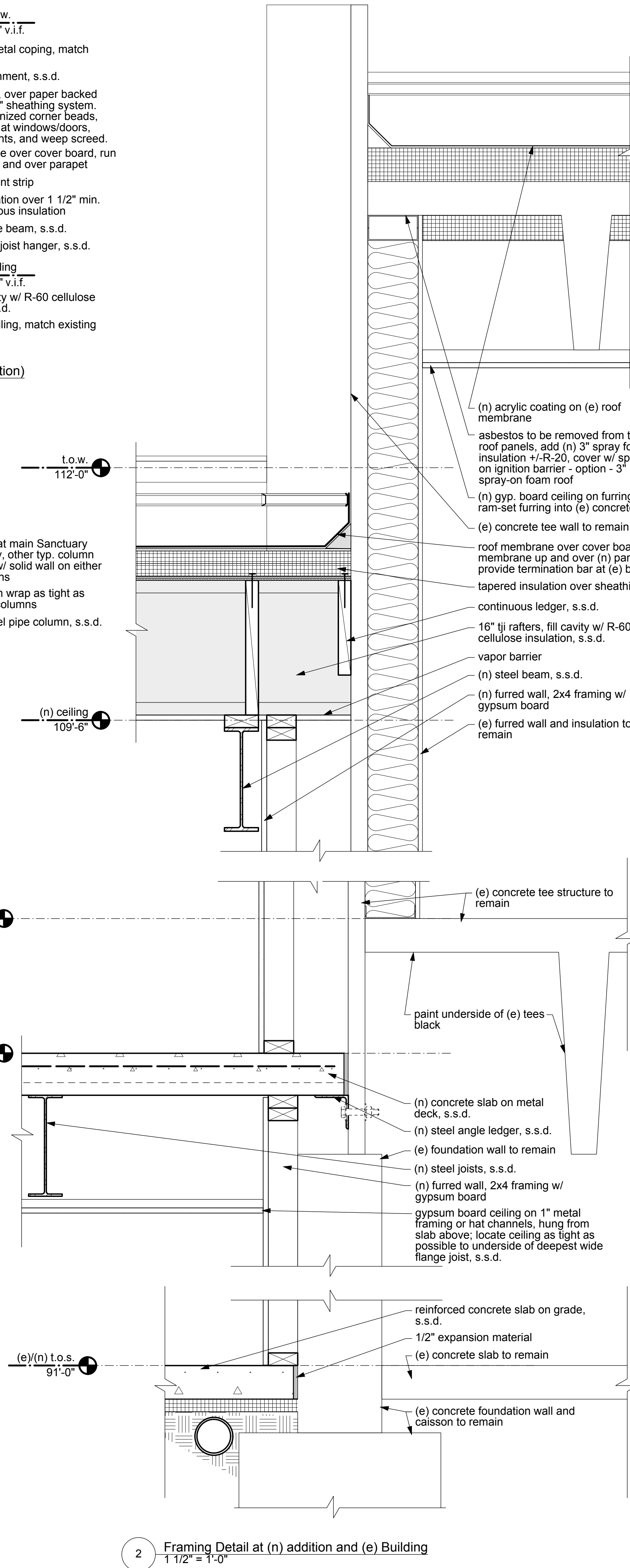
Drawing Number:

A7.1

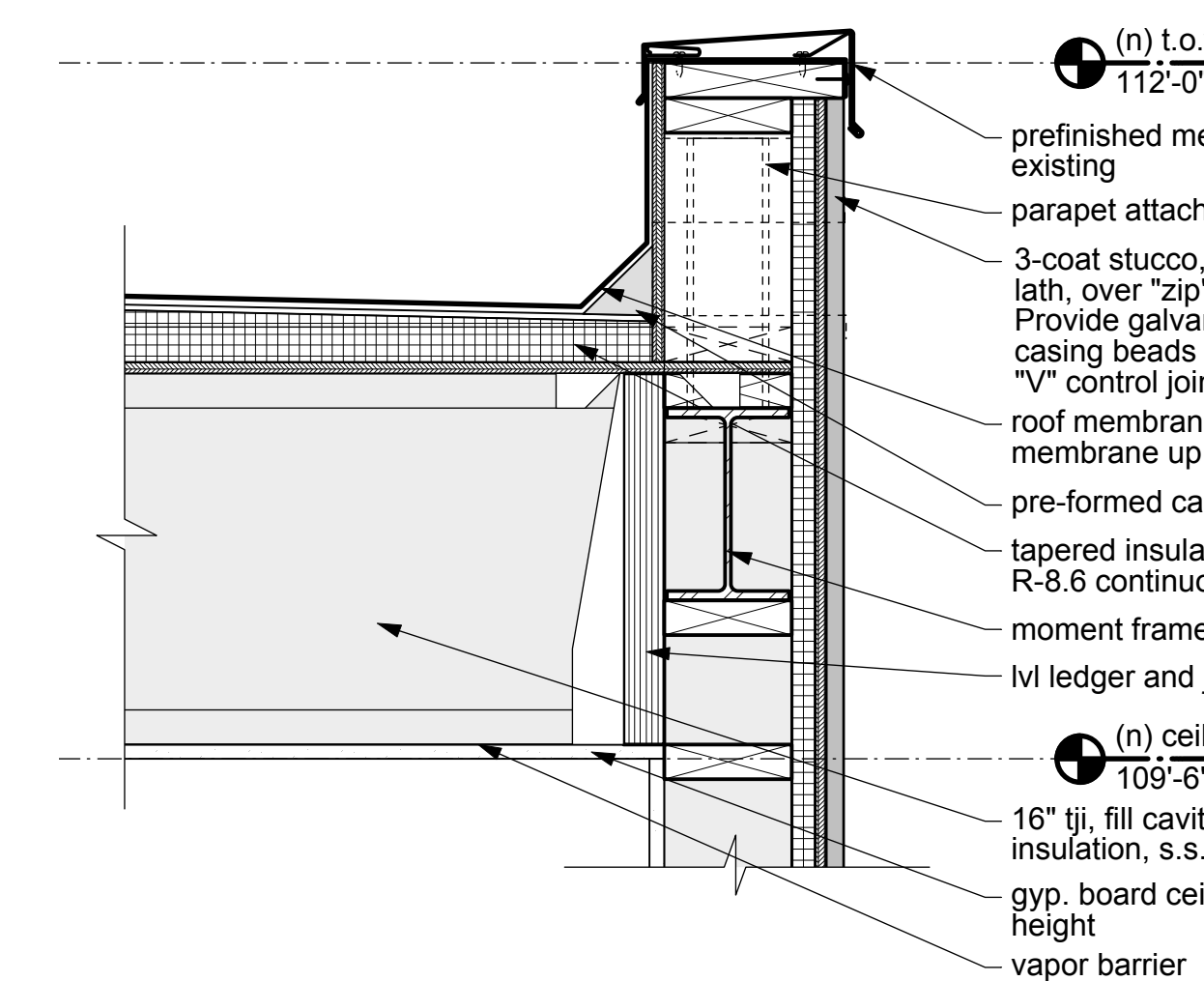
Sheet: 1 of 6
 ©Copyright 2016 Barrett Studio Architects



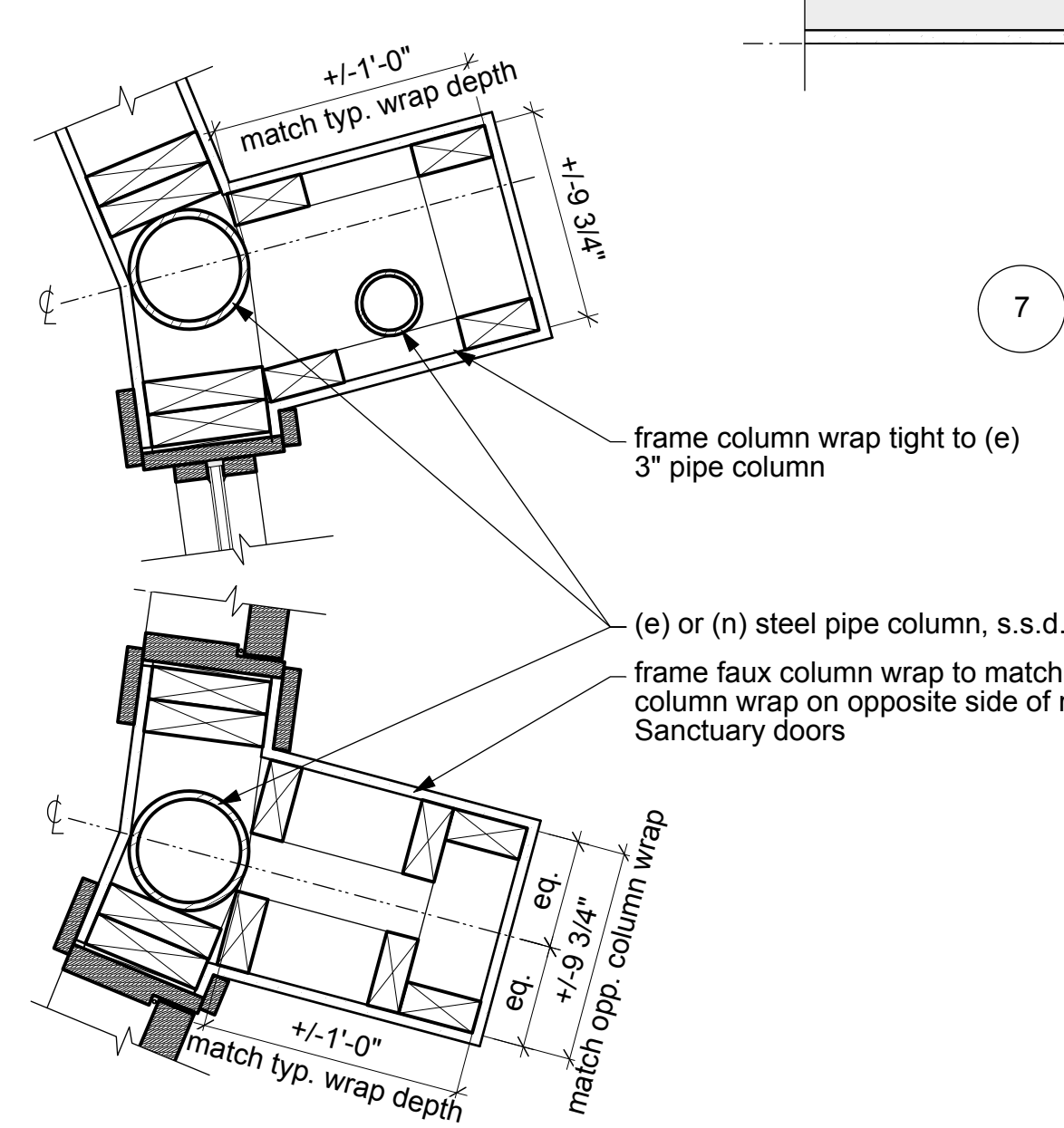
1 Framing Detail at New Addition
 1 1/2" = 1'-0"



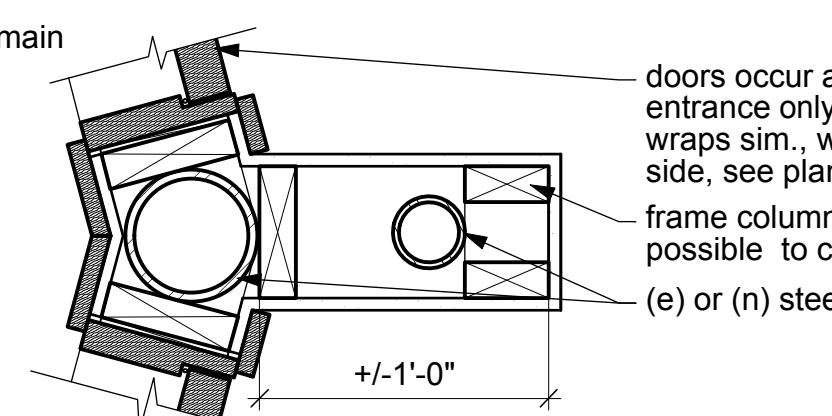
2 Framing Detail at (n) addition and (e) Building
 1 1/2" = 1'-0"



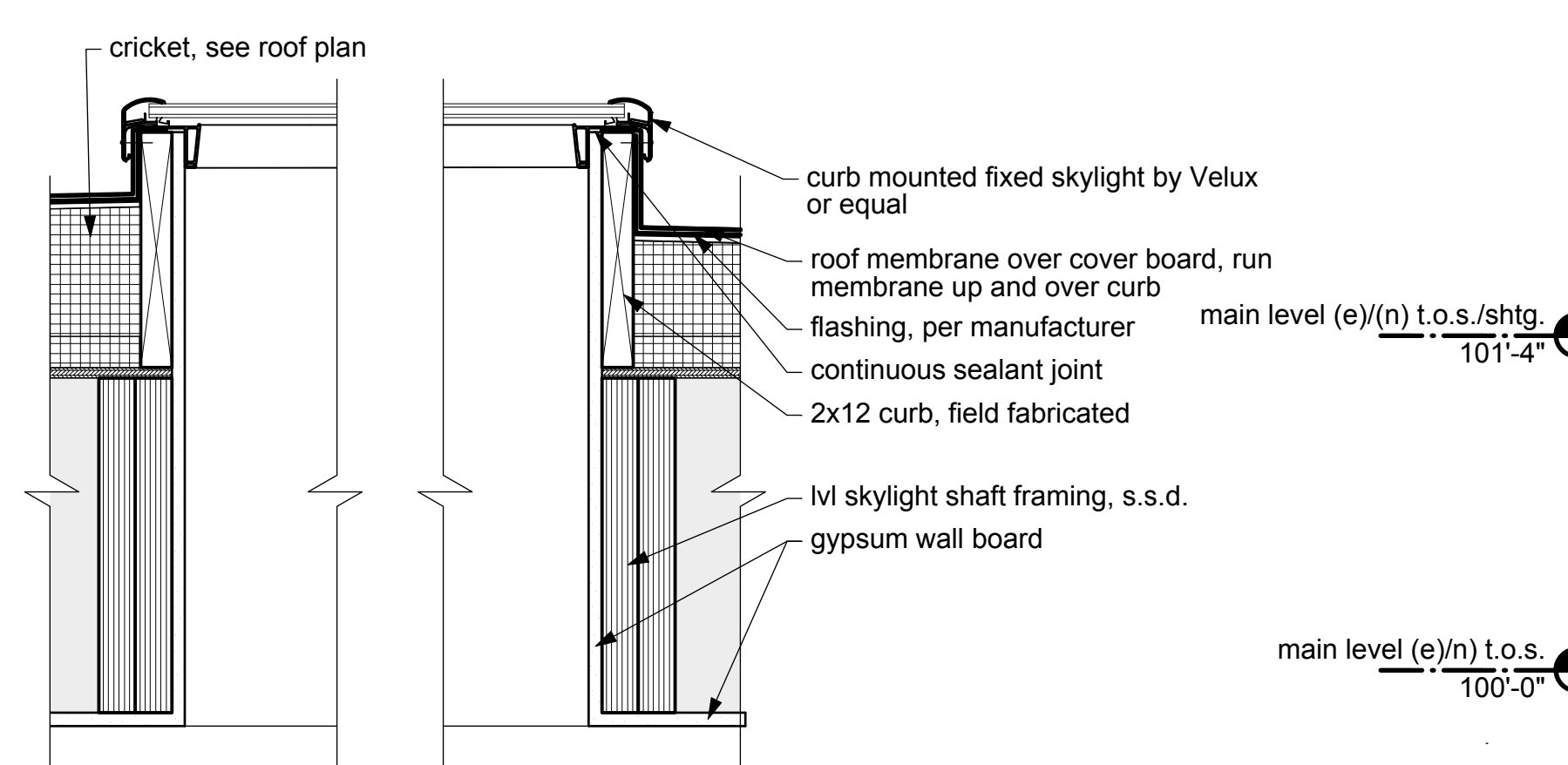
7 Framing Detail @ New Addition (Lower Roof Portion)
 1 1/2" = 1'-0"



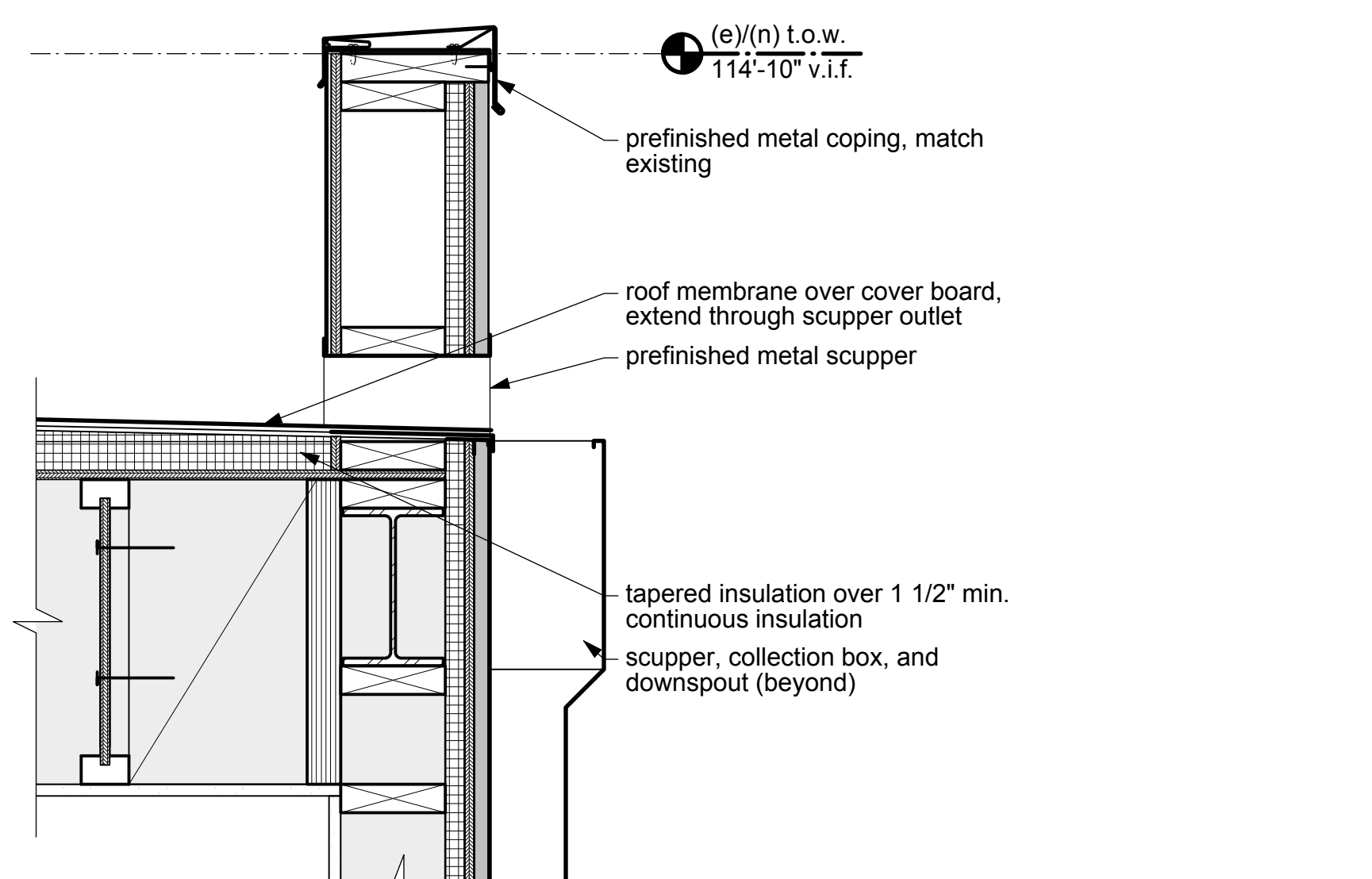
6 Column Wrap Details
 1 1/2" = 1'-0"



5 Typ. Column Wrap @ Sanctuary
 1 1/2" = 1'-0"



4 Skylight Detail
 1 1/2" = 1'-0"

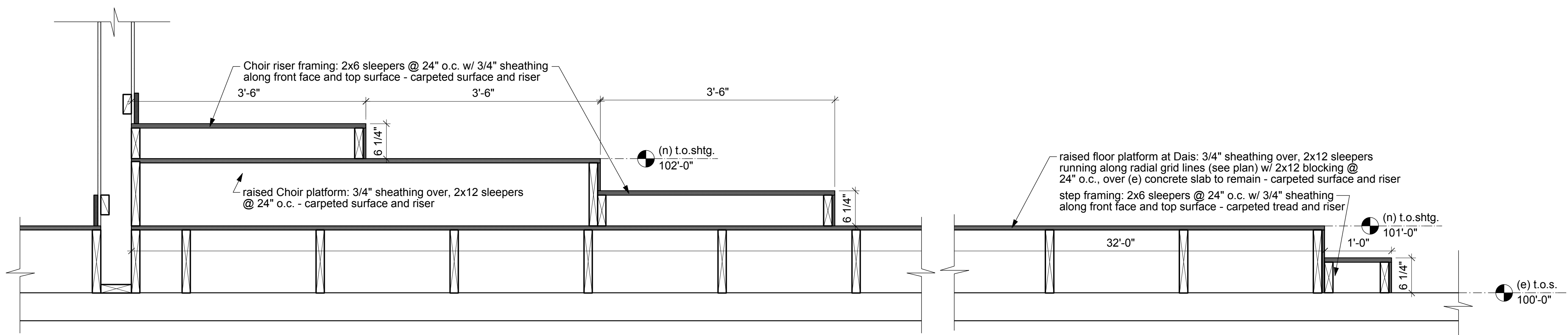


3 Typ. Scupper Detail
 1 1/2" = 1'-0"

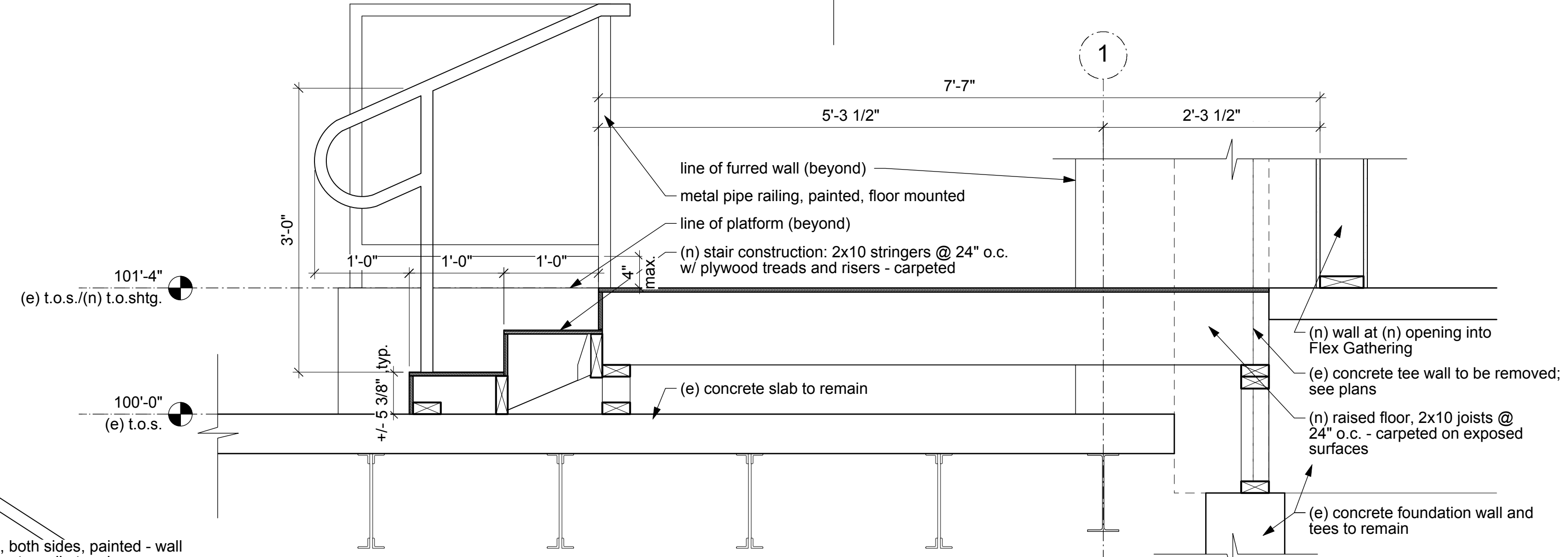
scale: 1-1/2" = 1'

File:
 NOTICE, DUTY OF COOPERATION
 Release of these plans contemplates further cooperation among the owner, his or her contractor, and the architect. Design and construction are complex. Although the architect and his/her consultants have performed their services with due care and diligence, they cannot guarantee perfection. Communication is imperfect and every contingency cannot be anticipated. Any ambiguity or discrepancy discovered by the use of these plans shall be reported immediately to the architect. Failure to notify the architect compounds misunderstanding and increases construction costs. A failure to cooperate by a simple notice to the architect shall relieve the architect from responsibility for all consequences. Changes made from the plans without consent of the architect are unauthorized and shall relieve the architect from all consequences arising out of such changes.

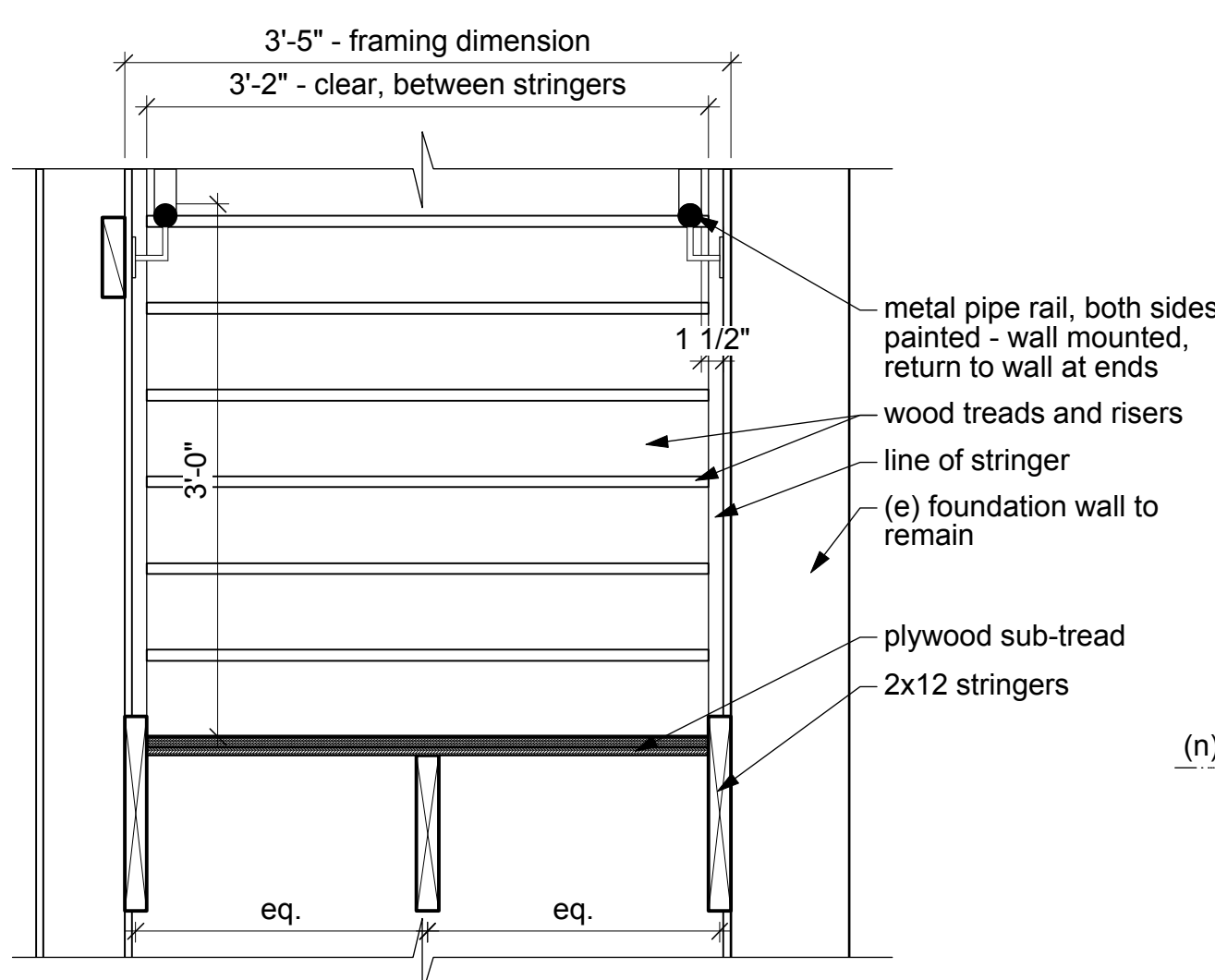
Permit Set
 Date: 8.2.2016
 Revisions:



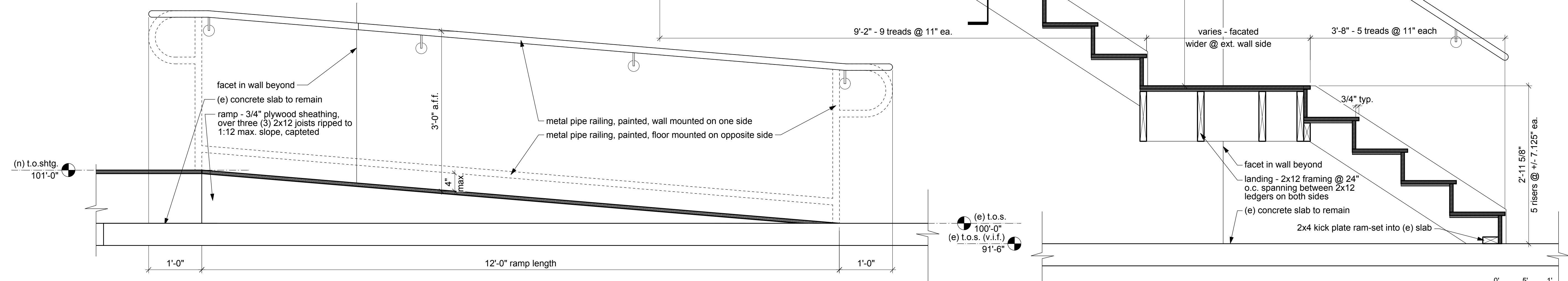
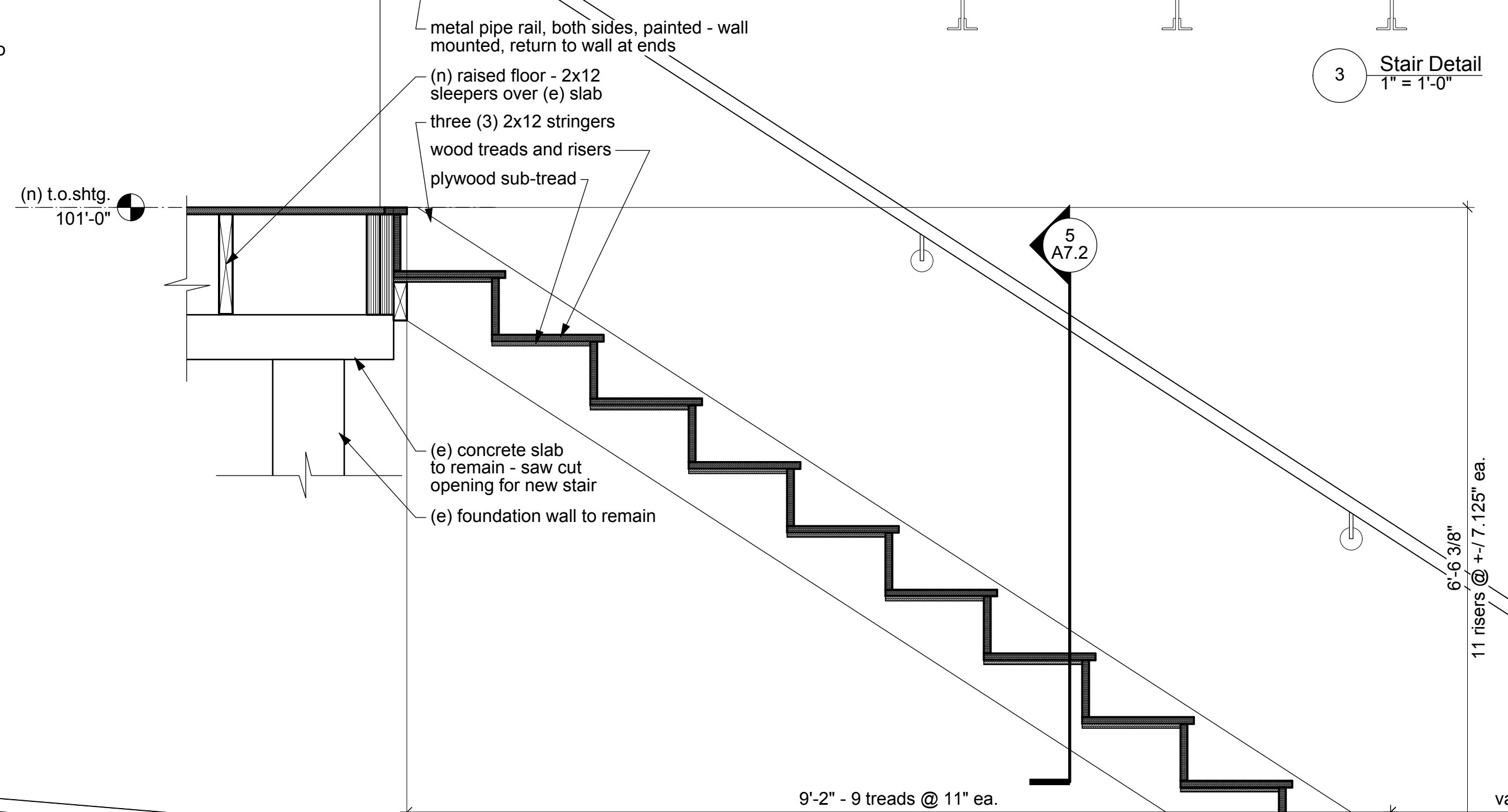
4 Platform/Riser Detail
 1" = 1'-0"



3 Stair Detail
 1" = 1'-0"

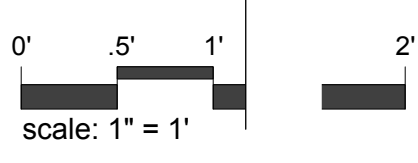


5 Stair Detail
 1" = 1'-0"



2 Ramp Detail
 1" = 1'-0"

1 Stair Detail
 1" = 1'-0"



First Universalist Church of Denver

4101 East Hampden Avenue
 Denver, CO 80222



BARRETT STUDIO architects
 1944 20th Street Boulder, Colorado 80302 phone 303-449-1141 fax 303-449-9320 email bsa@barrettstudio.com web www.barrettstudio.com
 Architecture Community/Urban Design Interiors

Details

Drawing Number:

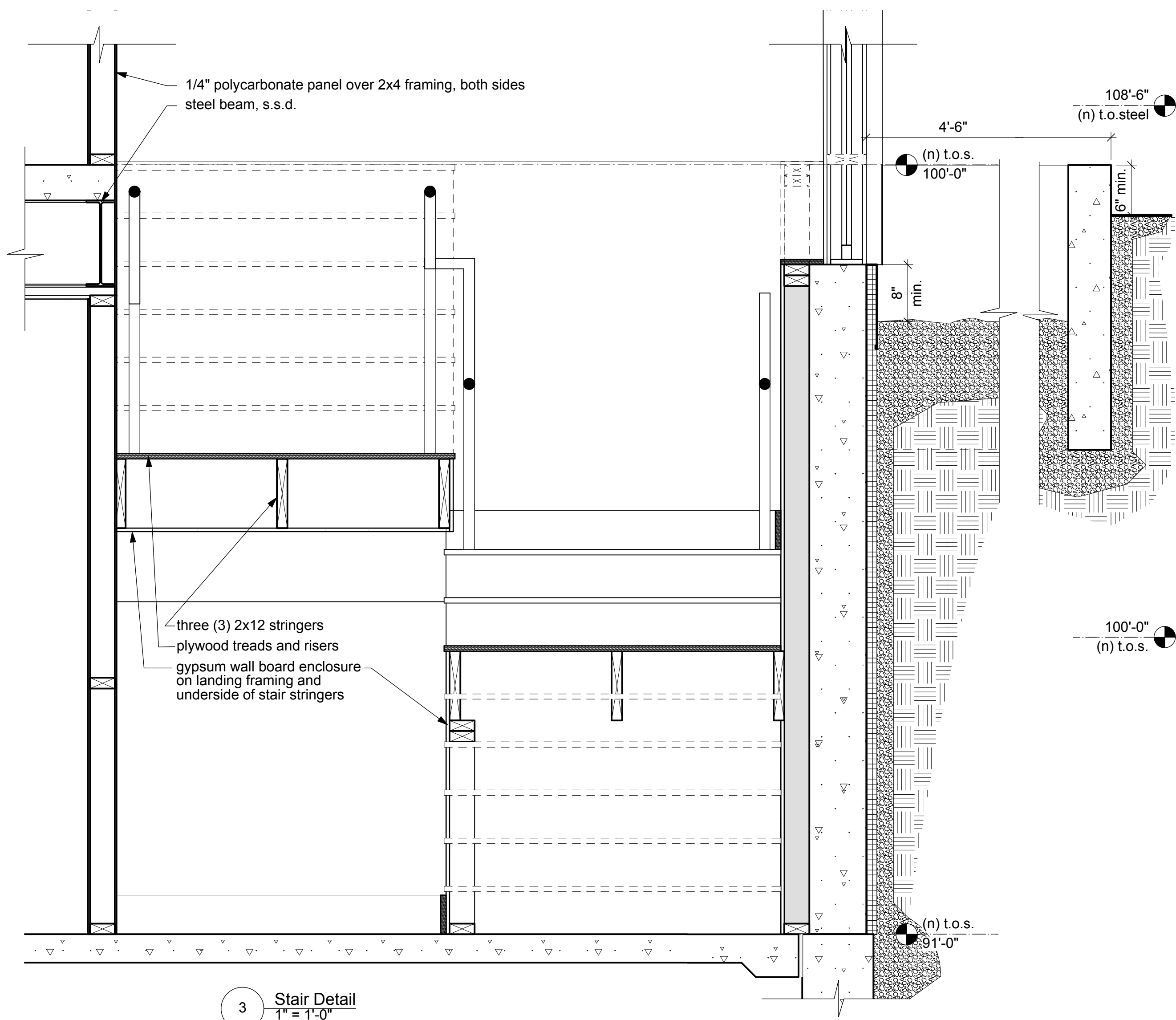
A7.2

Sheet: 1 of
 ©Copyright 2016 Barrett Studio Architects

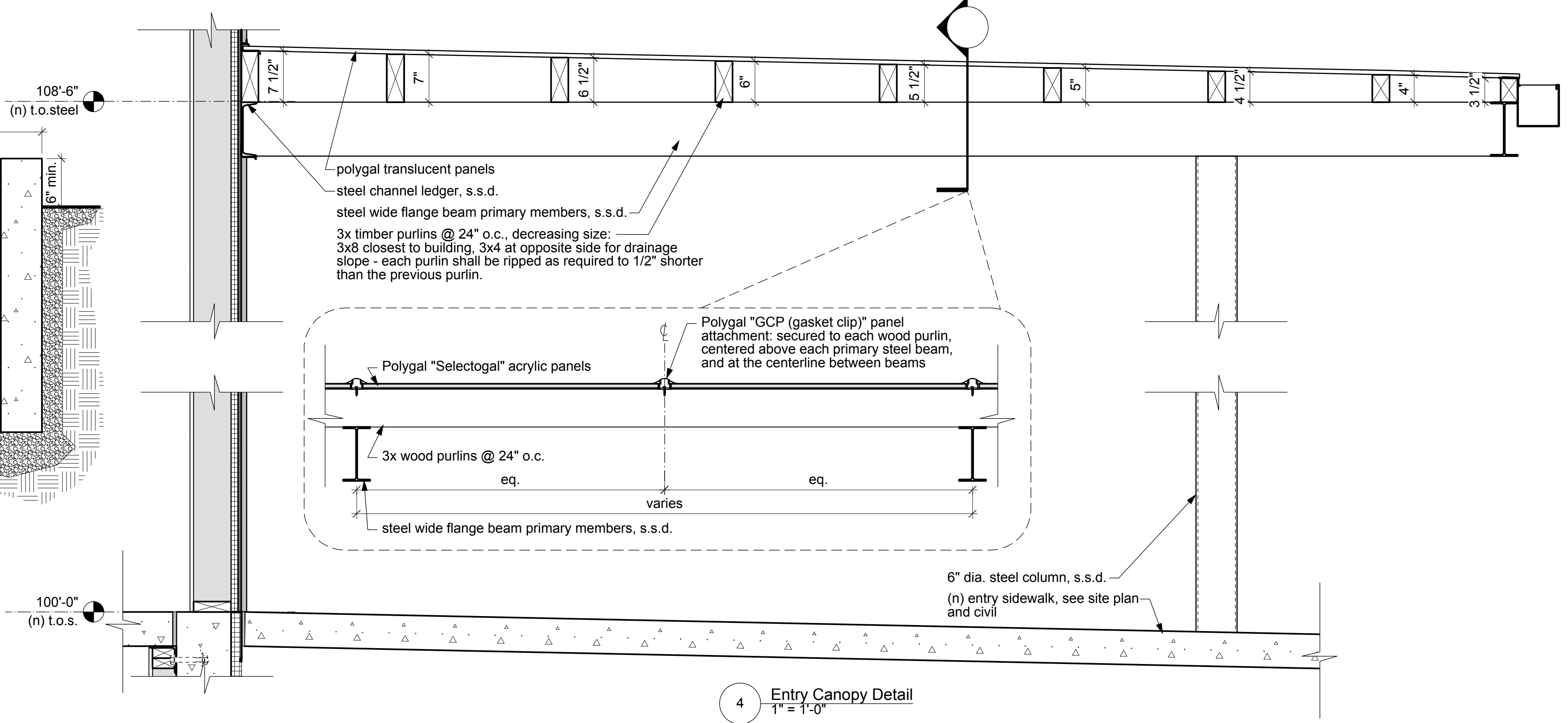
File:
 NOTICE, DUTY OF COOPERATION
 Release of these plans contemplates further cooperation among the owner, his or her contractor, and the architect. Design and construction are complex. Although the architect and his/her consultants have performed their services with due care and diligence, they cannot guarantee perfection. Communication is imperfect and every contingency cannot be anticipated. Any ambiguity or discrepancy discovered by the use of these plans shall be reported immediately to the architect. Failure to notify the architect compounds misunderstanding and increases construction costs. A failure to cooperate by a simple notice to the architect shall relieve the architect from responsibility for all consequences. Changes made from the plans without consent of the architect are unauthorized and shall relieve the architect from all consequences arising out of such changes.

Permit Set
 Date: 8.2.2016
 Revisions:

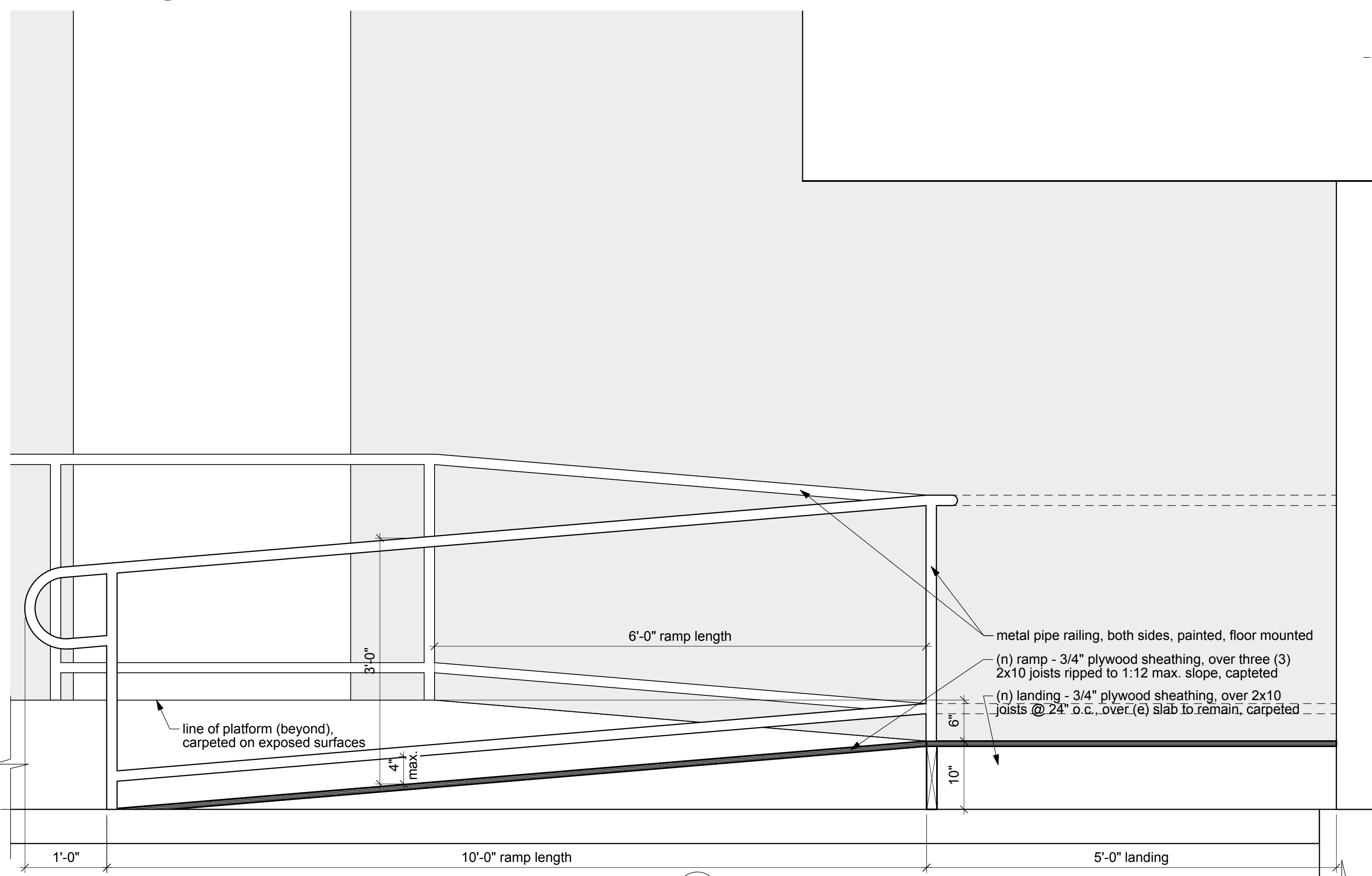
First Universalist Church of Denver
 4101 East Hampden Avenue
 Denver, CO 80222
BARRETT STUDIO architects
 1944 20th Street Boulder, Colorado 80302 phone 303-449-1141 fax 303-449-9320 email bsa@barrettstudio.com web www.barrettstudio.com
 Architecture Community/Urban Design Interiors



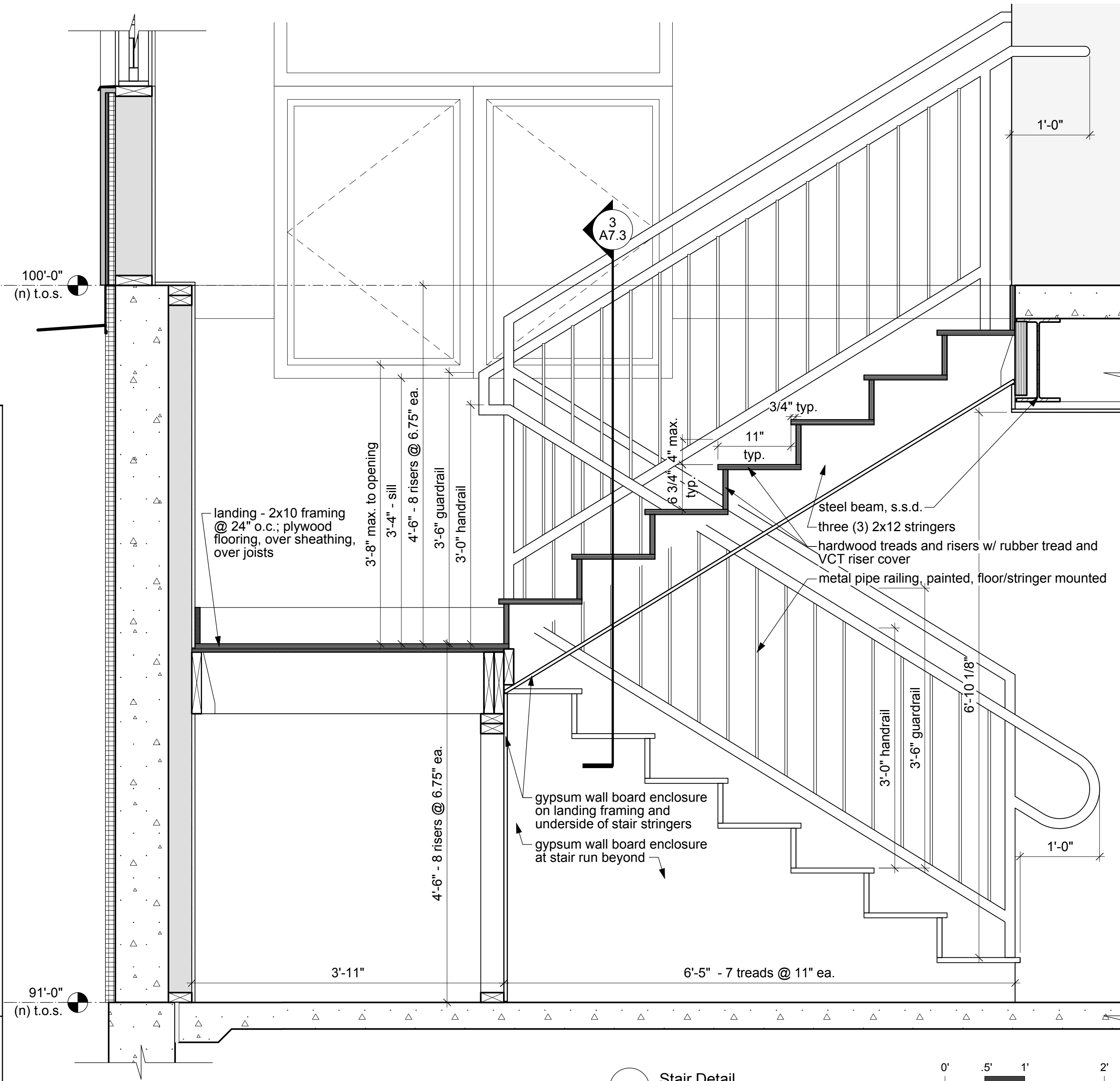
3 Stair Detail
 1" = 1'-0"



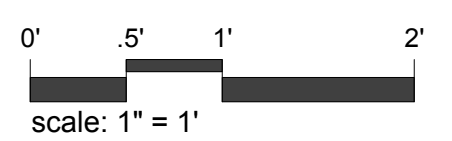
4 Entry Canopy Detail
 1" = 1'-0"



2 Ramp Detail
 1" = 1'-0"



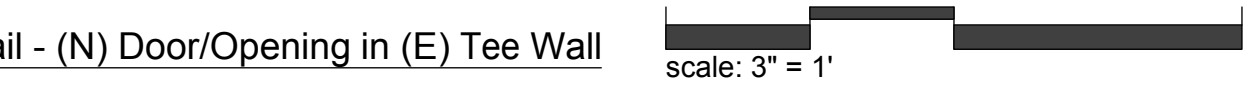
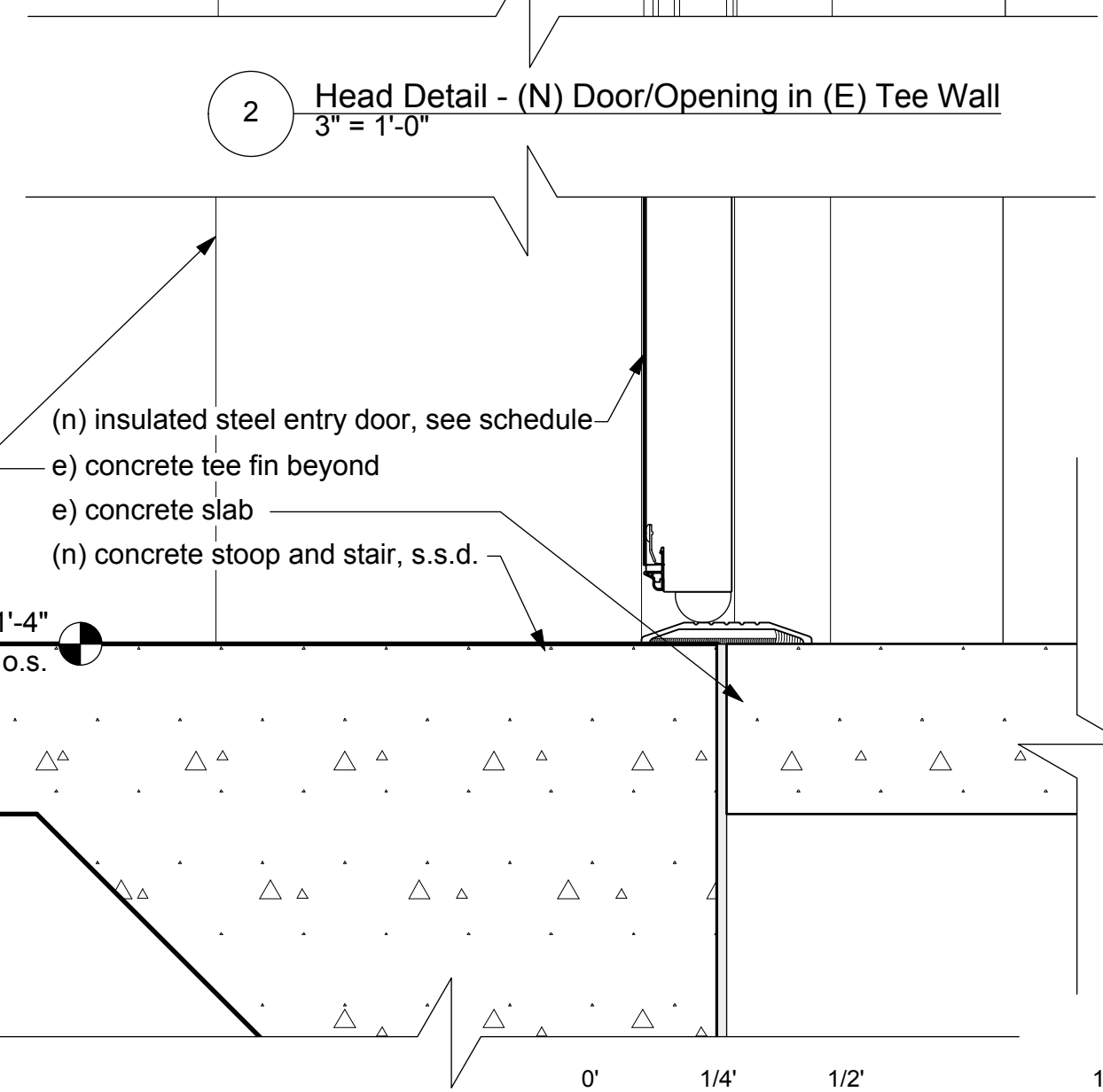
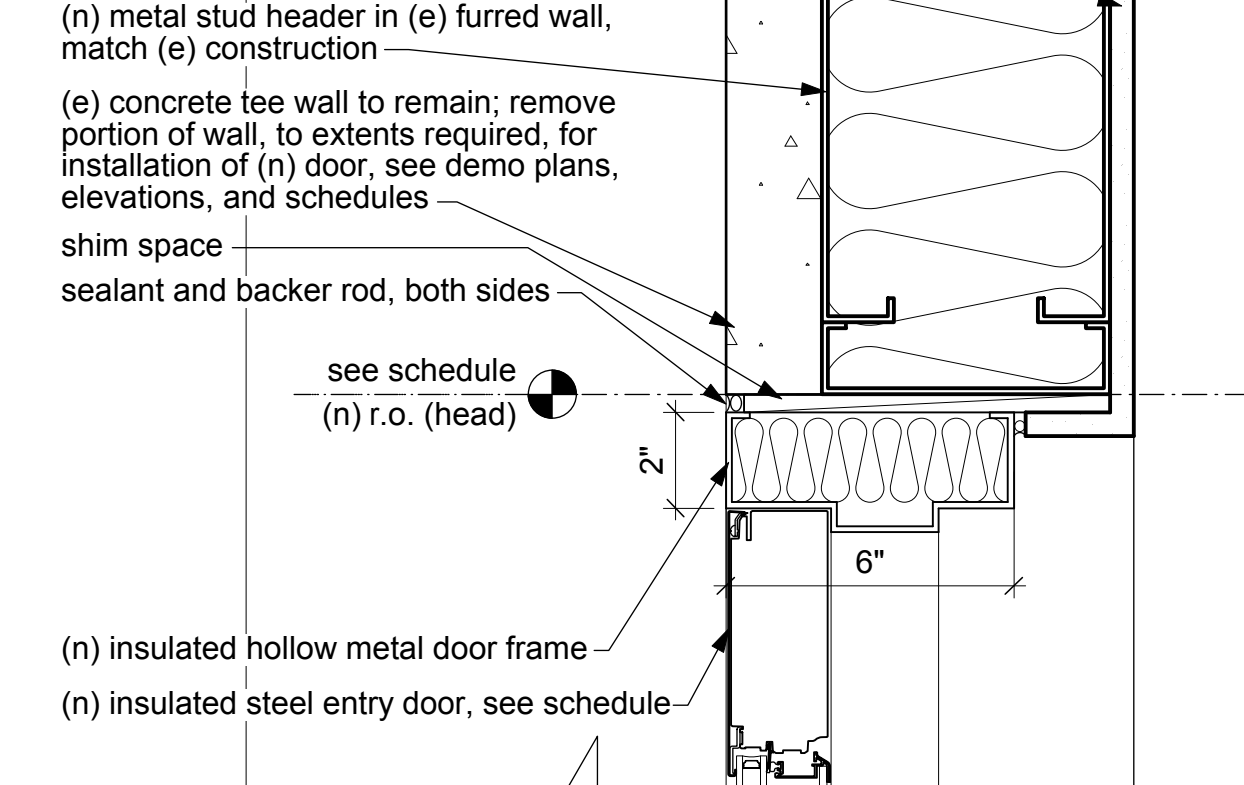
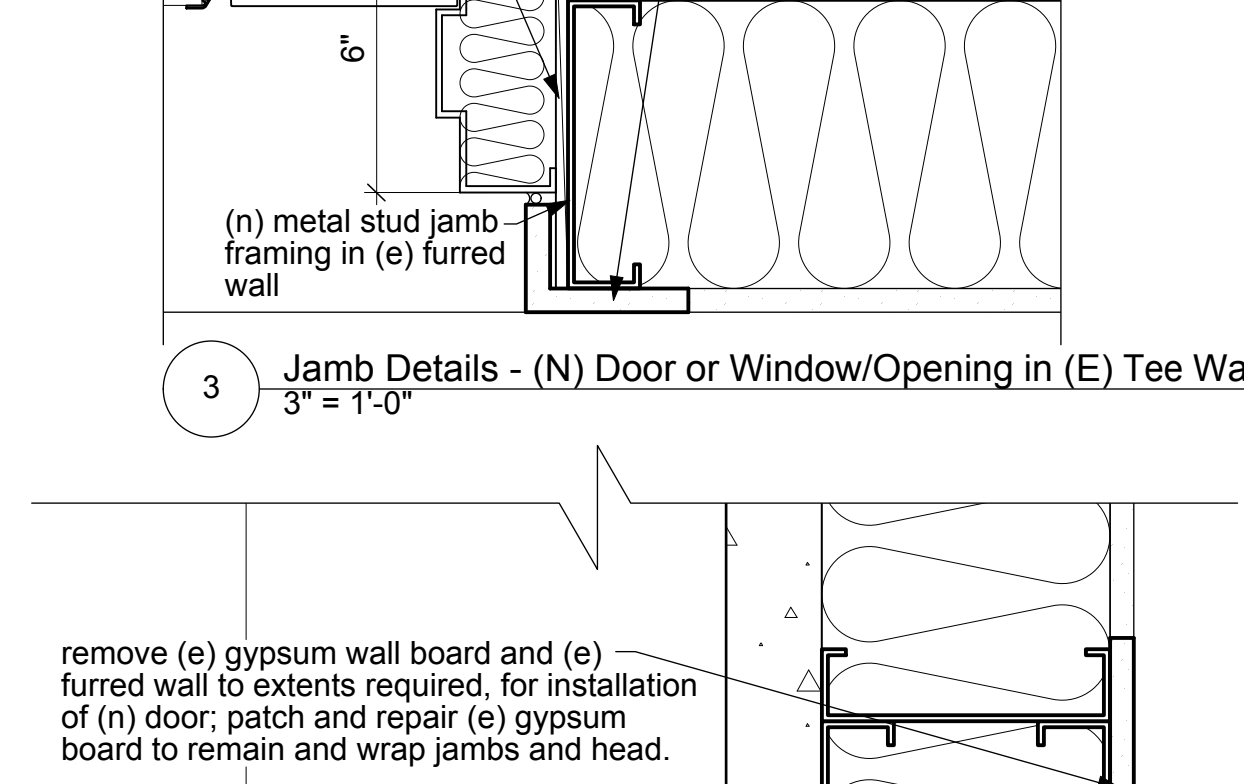
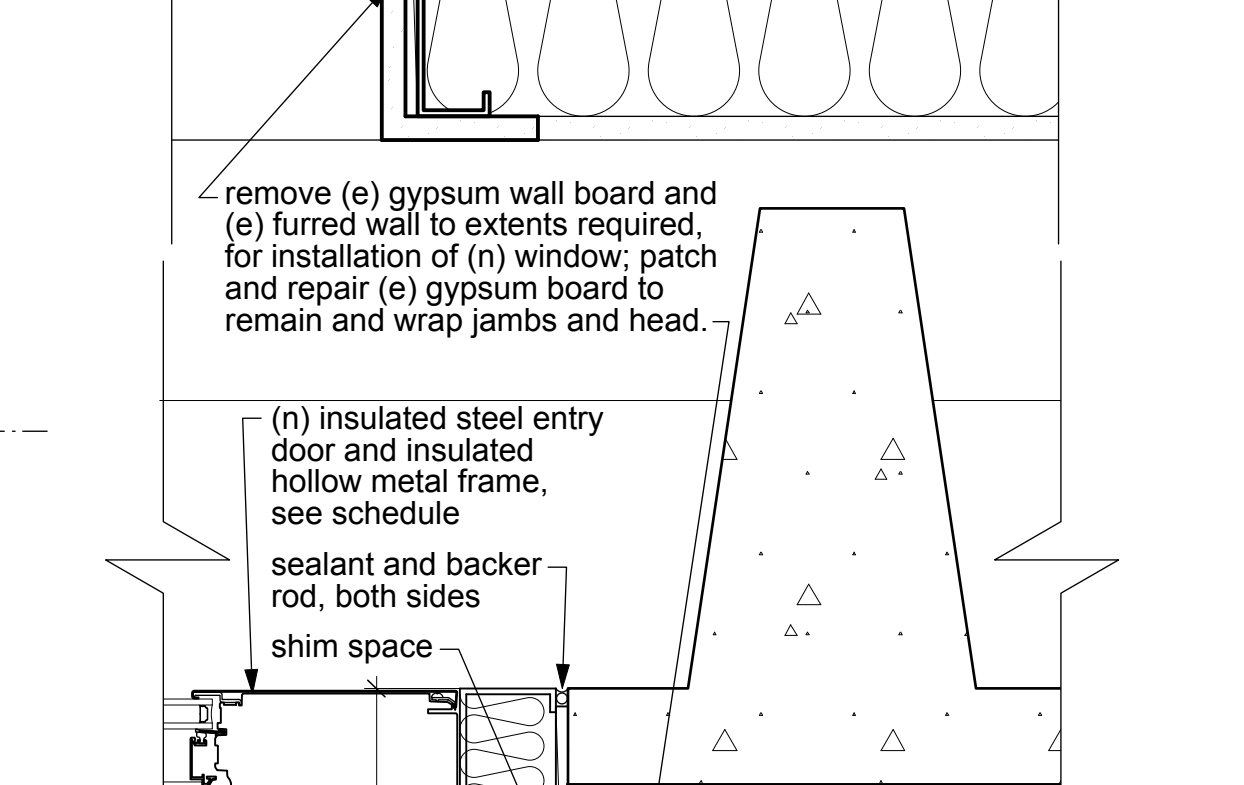
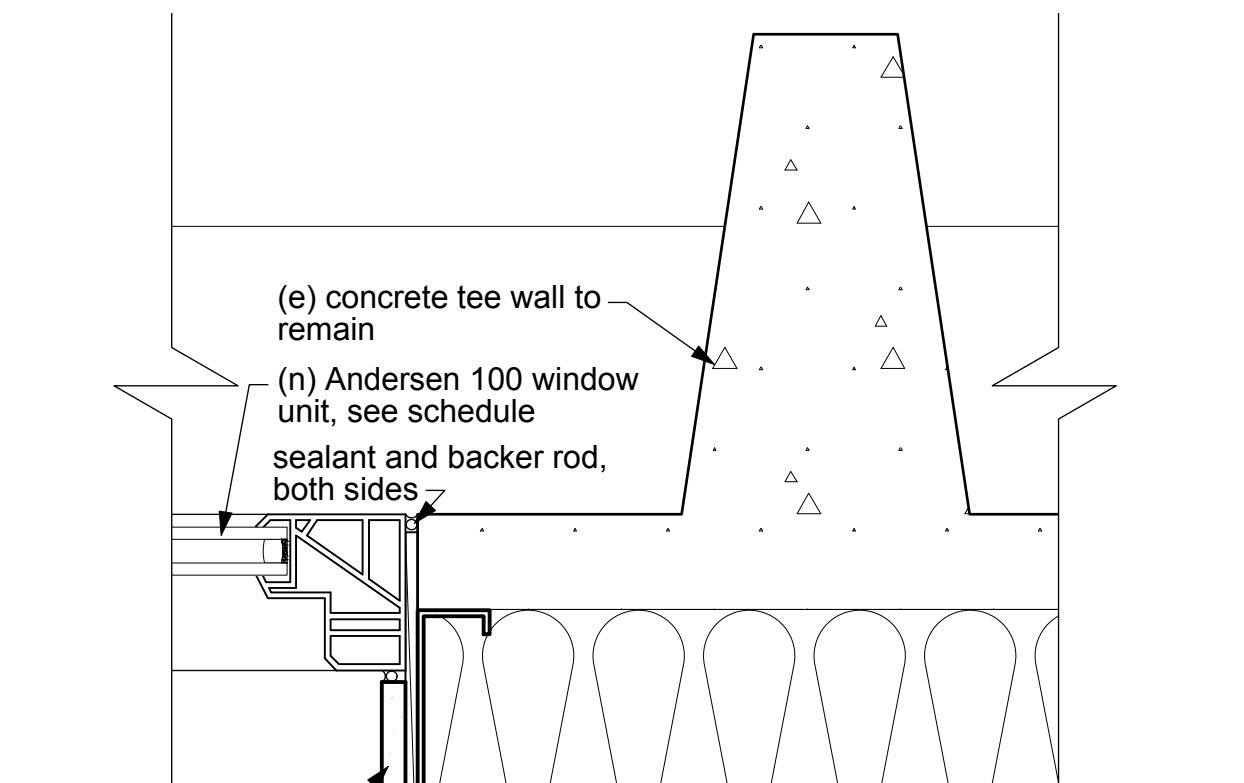
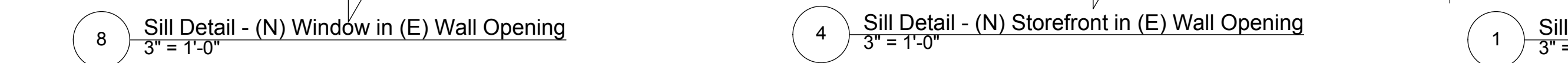
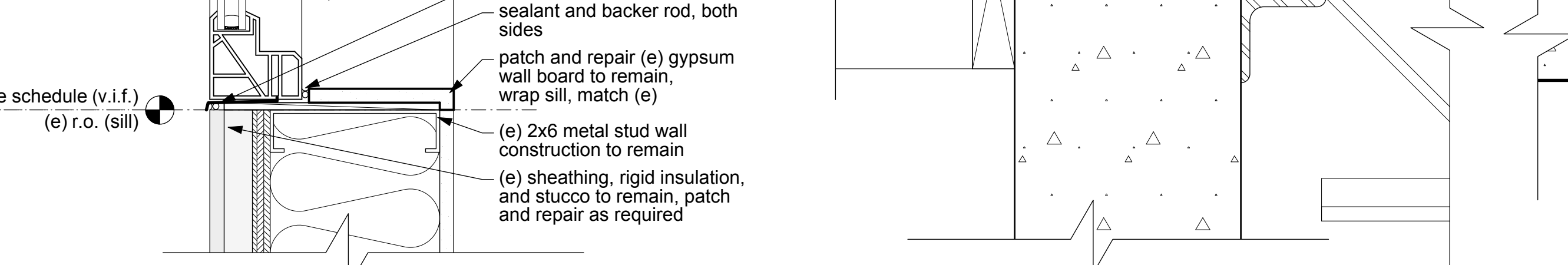
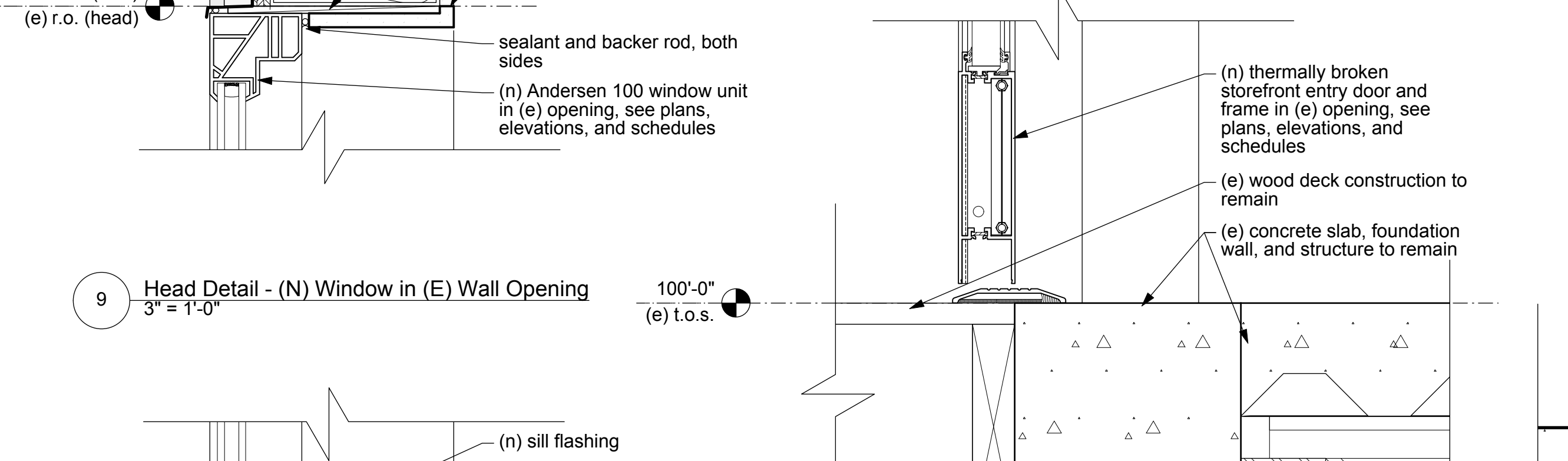
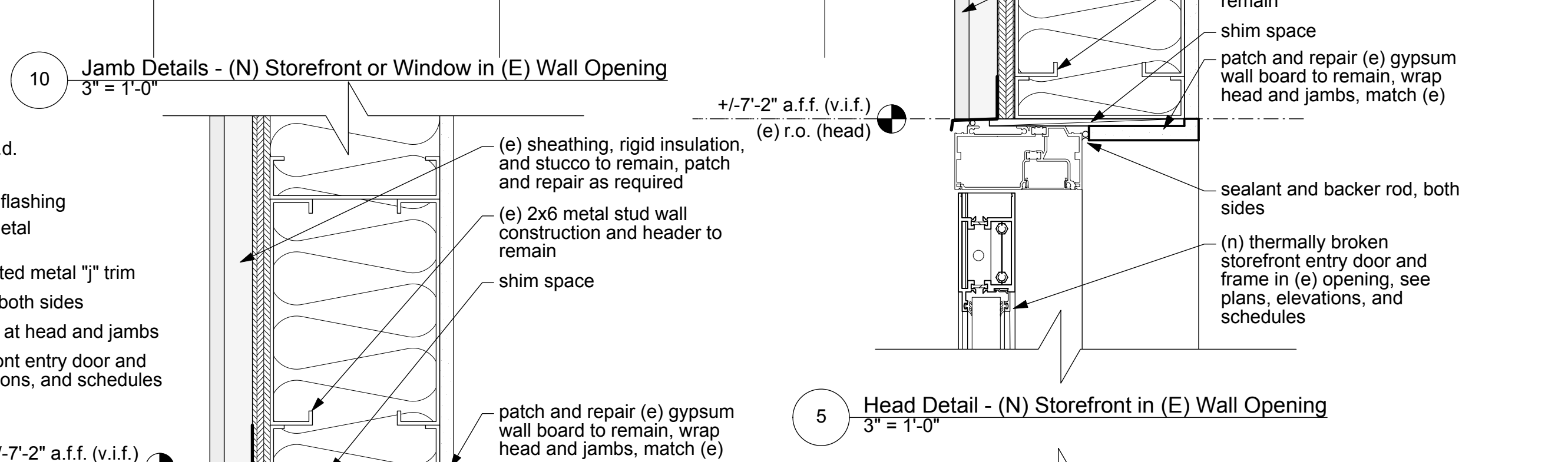
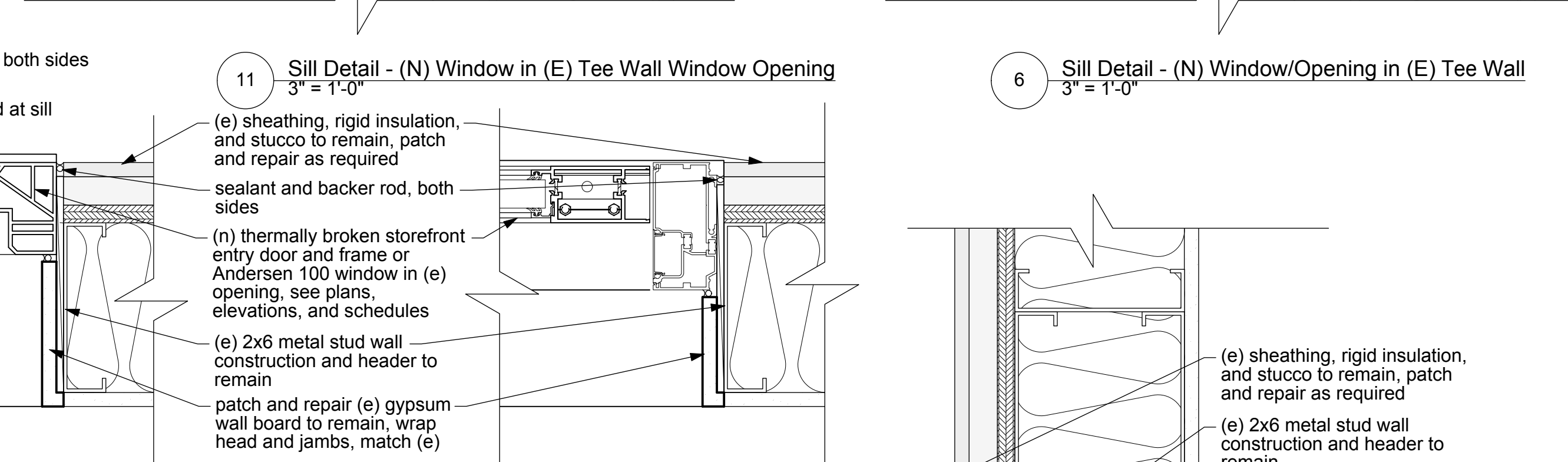
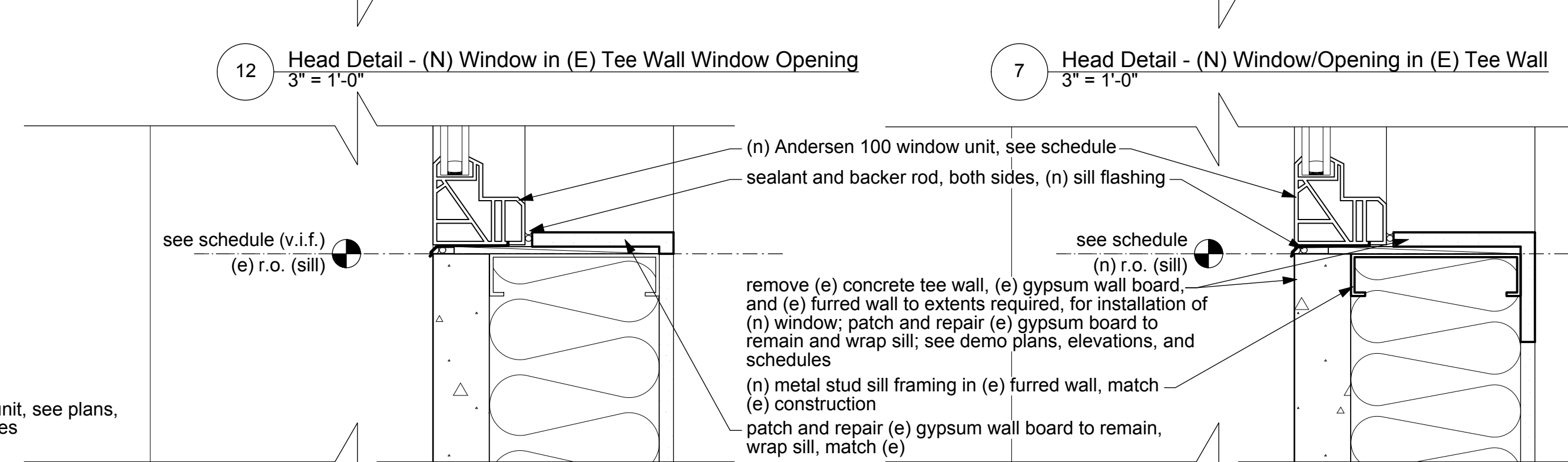
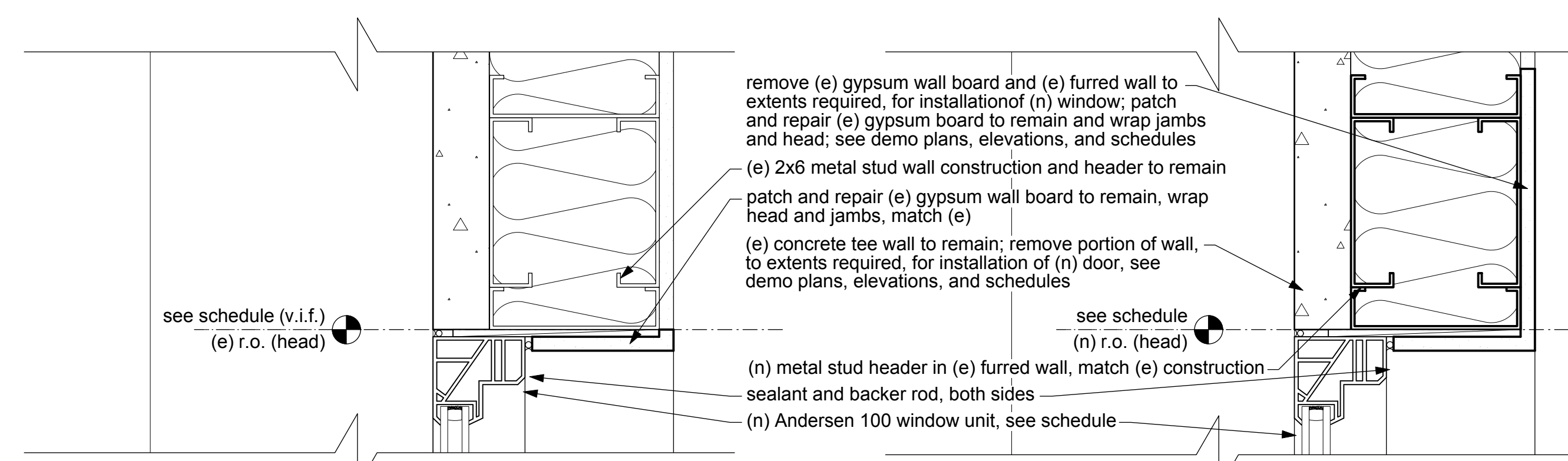
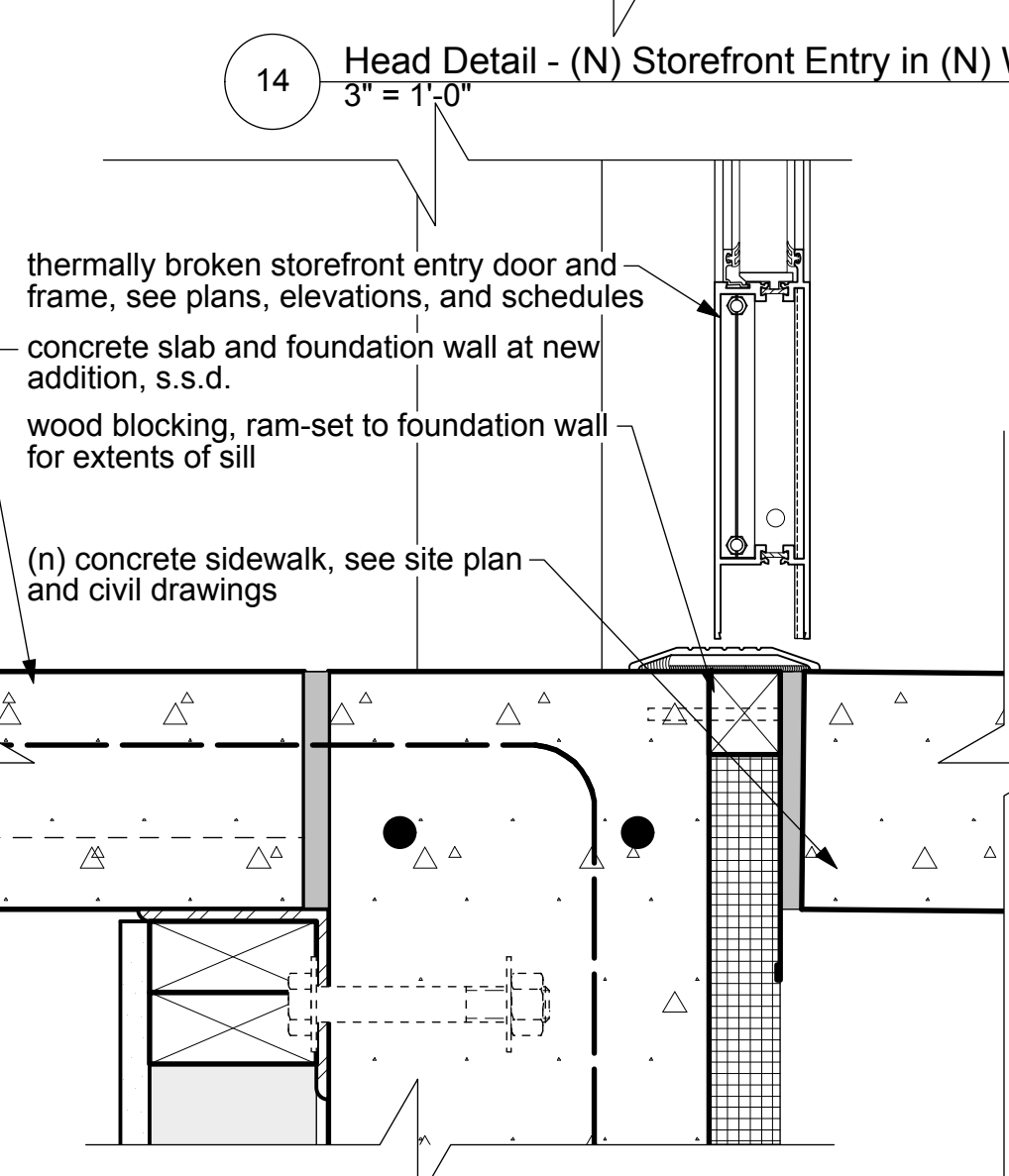
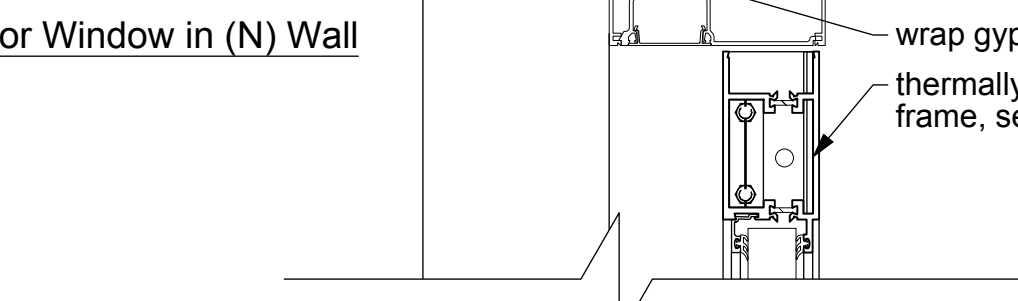
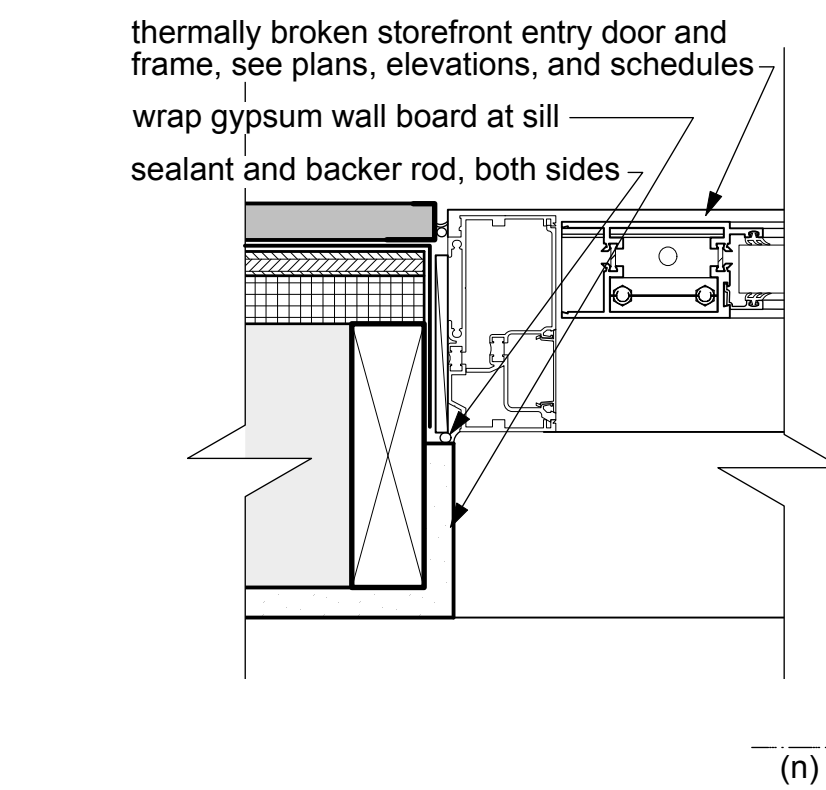
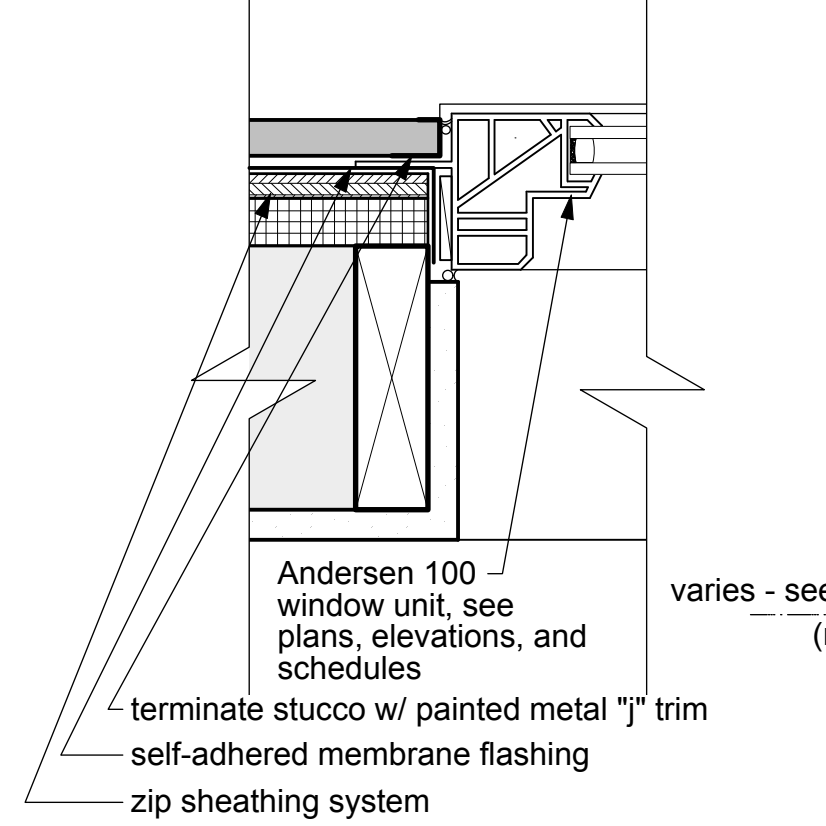
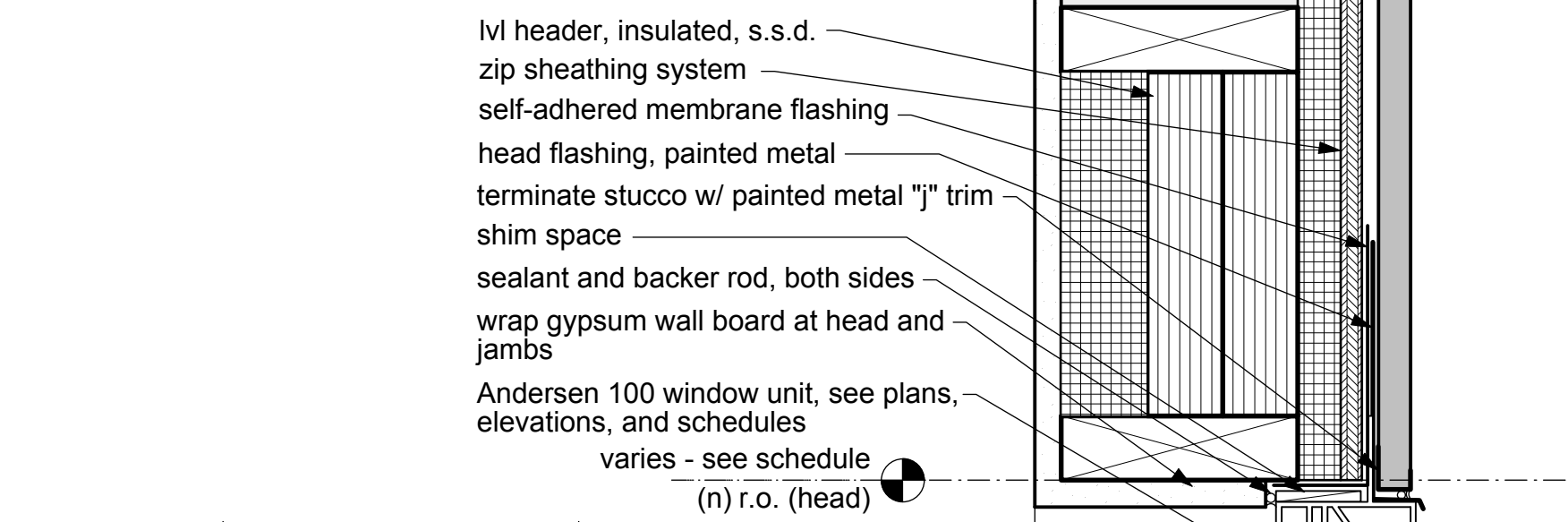
1 Stair Detail
 1" = 1'-0"



Details
 Drawing Number:

A7.3

NOTE: Window installation sequence: Per manufacturer instructions, or if none, then: Fold building wrap onto jamb and sill, then: Fold up head flap of building wrap, set membrane sill flashing, set window with sealant bead behind nailing flange, shim and secure window, tape nailing fin to building wrap on jambs, to sheathing at head, set head drip edge, tape drip edge to sheathing, cover head with building wrap flap from above and tape corners of flap. Low expansion foam air sealant bead around window unit to framing from interior.



File:
NOTICE: DUTY OF COOPERATION
Release of these plans contemplates further cooperation among the owner, his or her contractor, and the architect. Design and construction are complex. Although the architect and his/her consultants have performed their services with due care and diligence, they cannot guarantee perfection. Communication is imperfect and every contingency cannot be anticipated. Any ambiguity or discrepancy discovered by the use of these plans shall be reported immediately to the architect. Failure to notify the architect compounds misunderstanding and increases construction costs. A failure to cooperate by a simple notice to the architect shall relieve the architect from responsibility for all consequences. Changes made from the plans without consent of the architect are unauthorized and shall relieve the architect from all consequences arising out of such changes.

Permit Set
Date: 8.2.2016
Revisions:

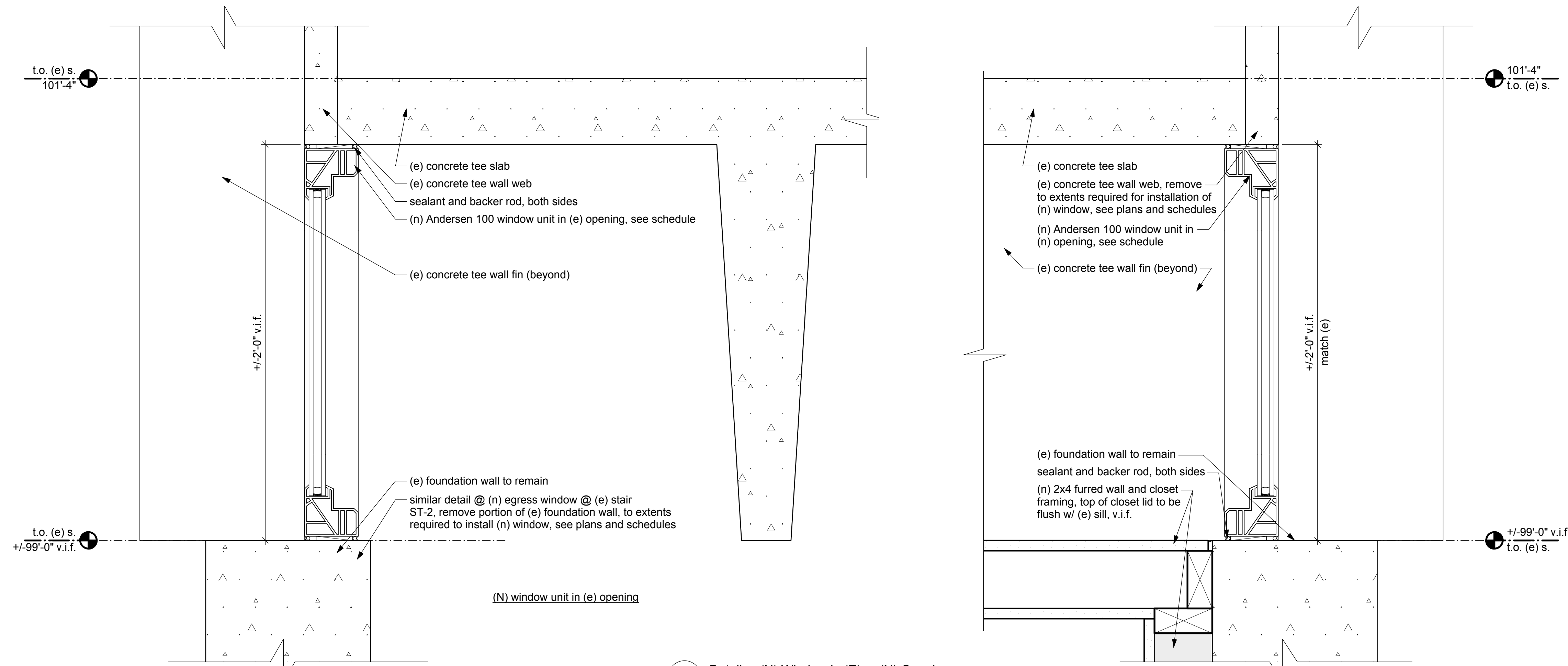
Architecture Community/Urban Design Interiors
email: bsa@barrettstudio.com web: www.barrettstudio.com

4101 East Hampden Avenue
Denver, CO 80222

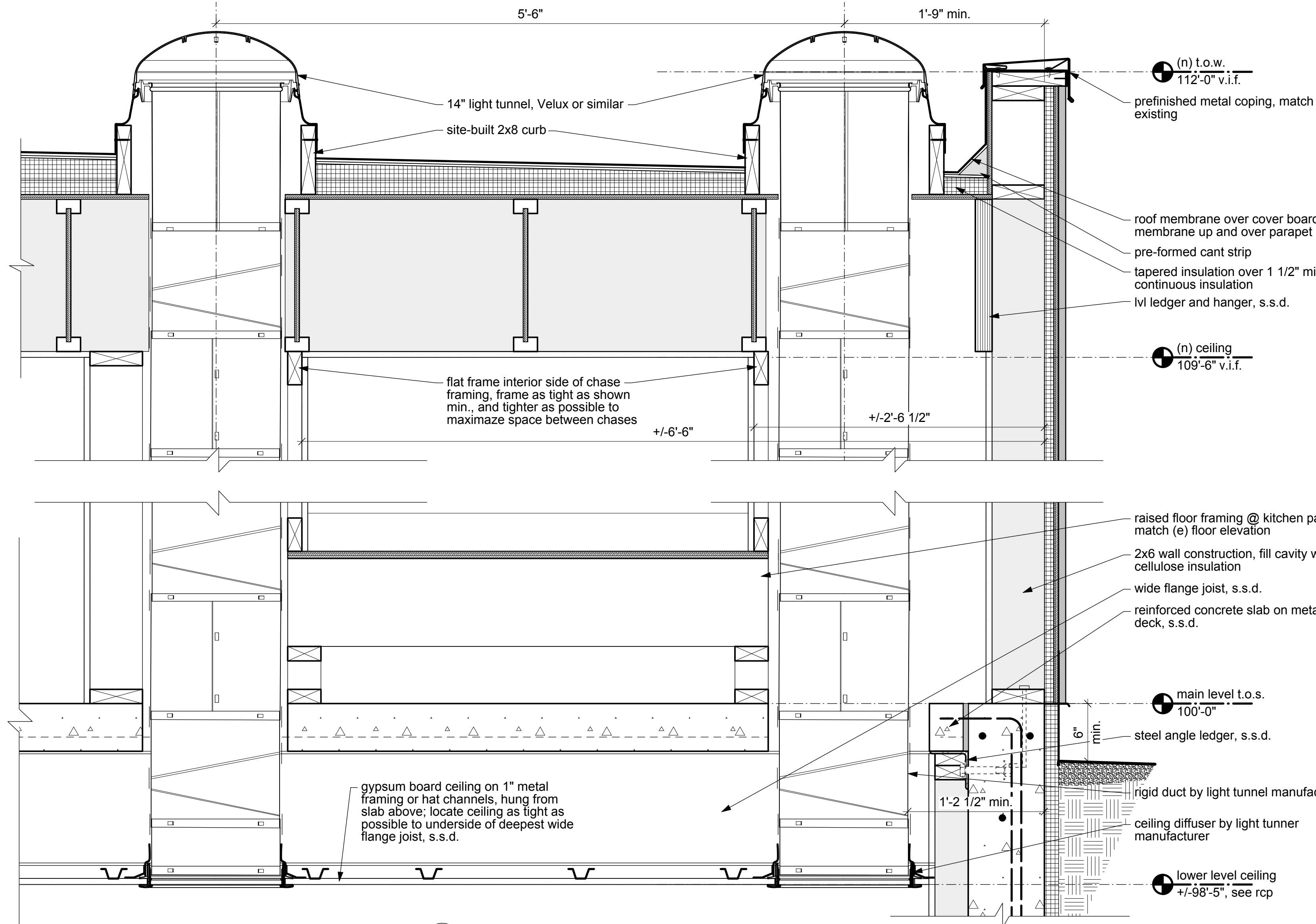
BARRETT STUDIO architects
1944 20th Street Boulder, Colorado 80302 phone: 303-449-1141 fax: 303-449-9320

Details
Drawing Number:
A7.4
Sheet: 1 of 4
©Copyright 2016 Barrett Studio Architects

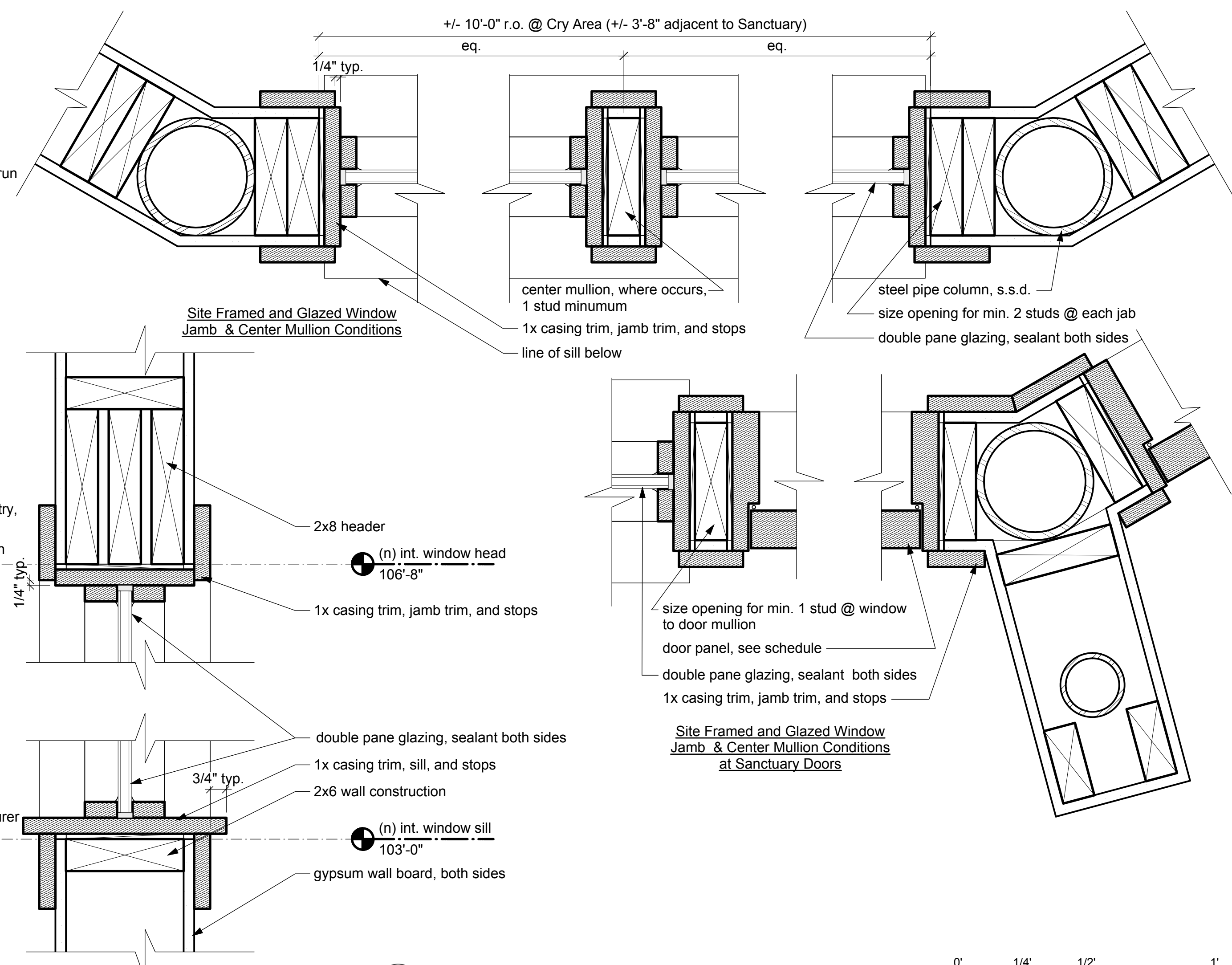
NOTE: Window installation sequence: Per manufacturer instructions, or if none, then: Fold building wrap onto jamb and sill, fold up head flap of building wrap, set membrane sill flashing, set window with sealant bead behind nailing flange, shim and secure window, tape nailing fin to building wrap on jambs, to sheathing at head, set head drip edge, tape drip edge to sheathing, cover head with building wrap flap from above and tape corners of flap. Low expansion foam air sealant bead around window unit to framing from interior.



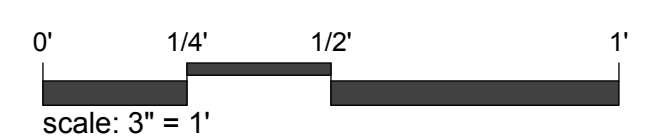
2 Details - (N) Window in (E) or (N) Opening
3" = 1'-0"



3 Detail - Light Tunnels
1 1/2" = 1'-0"



1 Detail - (N) Site-Stopped Window in (N) Wall
3" = 1'-0"



File:
NOTICE, DUTY OF COOPERATION
Release of these plans contemplates further cooperation among the owner, his or her contractor, and the architect. Design and construction are complex. Although the architect and his/her consultants have performed their services with due care and diligence, they cannot guarantee perfection. Communication is imperfect and every contingency cannot be anticipated. Any ambiguity or discrepancy discovered by the use of these plans shall be reported immediately to the architect. Failure to notify the architect compounds misunderstanding and increases construction costs. A failure to cooperate by a simple notice to the architect shall relieve the architect from responsibility for all consequences. Changes made from the plans without consent of the architect are unauthorized and shall relieve the architect from all consequences arising out of such changes.

Permit Set
Date: 8.2.2016
Revisions:

First Universalist Church of Denver

4101 East Hampden Avenue
Denver, CO 80222

BARRETT STUDIO architects
1944 20th Street Boulder, Colorado 80302 phone 303-449-1141 fax 303-449-9320 email bsa@barrettstudio.com web www.barrettstudio.com
Architecture Community/Urban Design Interiors



Details

Drawing Number:

A7.5

Sheet: 1 of 1
©Copyright 2016 Barrett Studio Architects